


BEST EQUIPMENT

FUJITA
HEAVY DUTY ELECTRIC MOTORS

ELECTRIC MOTOR



**Excellent
Motor**

An electric motor is a device that converts electrical energy into mechanical energy. It operates on the principle of electromagnetic induction, where the interaction between a magnetic field and an electric current produces motion. Electric motors are widely used in various applications and industries for powering machinery, appliances, vehicles, and more.

www.indotara.co.id

TABLE OF CONTENTS

01

**INTRODUCTION
MOTOR
INTRODUITION**

27

**FA-YVF2 SERIES
INVERTER DUTY
THREE-PHASE
ASYNCHRONOUS
MOTOR**

08

**FA-IE1 / FA-IE2 / FA-IE3
THREE-PHASE
ASYNCHRONOUS
MOTOR**

30

**FA-ML SERIES
TWO-CAPACITOR
SINGLE-PHASE
ASYNCHRONOUS
MOTOR**

20

**FA-MS SERIES
ALUMINIUM
THREE-PHASE
ASYNCHRONOUS
MOTOR**

32

**FA-YL/YCL SERIES
TWO-CAPACITOR
SINGLE-PHASE
ASYNCHRONOUS
MOTOR**

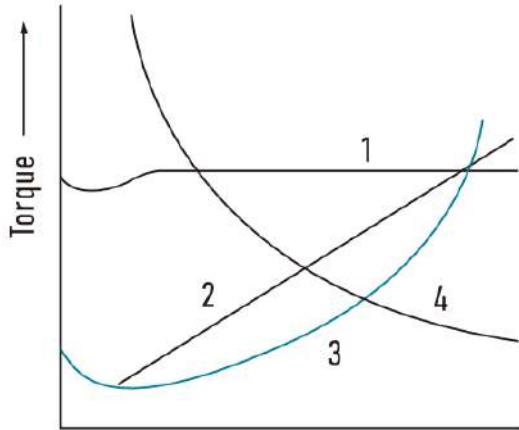
23

**FA-YEJ2 SERIES
ELECTRO MAGNETIC
BRAKE THREE-PHASE
ASYNCHRONOUS
MOTOR**

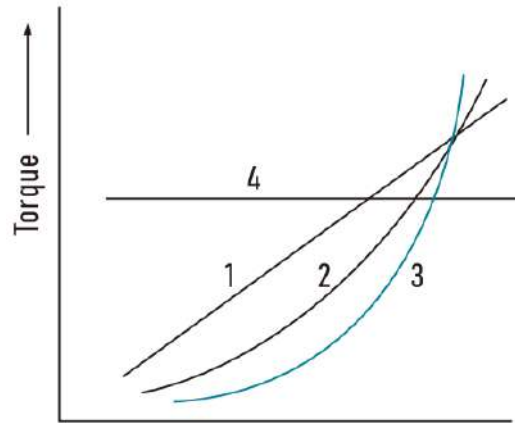
FA-IE1 / FA-IE2 / FA-IE3 SERIES

The FA-IE1/FA-IE2/FA-IE3 is a general-purpose motor with cast iron frame designed for constant or adjustable speed with continuous duty operation (S1) torque over a speed range.

Load torque characteristics



Torque / speed characteristic



Power / speed characteristic

1. Torque almost constant; power proportional to speed.
2. Torque increases proportionally with the speed; power proportional to the square of the speed.
3. Torque increases proportionally with the square of the speed; power proportional to the cube of the speed.
4. Torque decreases in inverse proportion to the speed; power constant.

MECHANICAL DESIGN

Terminal Box

Terminal boxes are top mounted as default on the motor. This box can be rotated by $4 \times 90^\circ$ to allow for cable entry from each direction. In addition the terminal box can be installed either on the Left Hand Side or Right Hand Side when viewed from the drive end (DE) side of the motor.

Motor Type	Frame Size	Protection Degree	Rotation of Terminal box	Number of Cable Grand	Terminal Box Material	Terminal Bus	Max. Cable Size (mm ²)	Cable Entry Size
FA-IE1 / FA-IE2 / FA-IE3	63	IP55	4x90°	1	Aluminium	M4	2	M18x1.5
	71	IP55	4x90°	1	Aluminium	M4	2	M18x1.5
	80	IP55	4x90°	1	Aluminium	M4	2.5	M20x1.5
	90	IP55	4x90°	1	Aluminium	M5	2.5	M20x1.5
	100	IP55	4x90°	1	Aluminium	M5	4	M25x1.5
	112	IP55	4x90°	1 or 2	Aluminium	M5	4	M27x1.5
	132	IP55	4x90°	1 or 2	Aluminium	M5	6	M27x1.5
	160	IP55	4x90°	2	Cast-Iron	M6	10	2-M32x1.5
	180	IP55	4x90°	2	Cast-Iron	M6	16	2-M32x1.5
	200	IP55	4x90°	2	Cast-Iron	M8	25	2-M40x1.5
	225	IP55	4x90°	2	Cast-Iron	M8	35	2-M40x1.5
	250	IP55	4x90°	2	Cast-Iron	M10	120	2-M50x1.5
	280	IP55	4x90°	2	Cast-Iron	M10	120	2-M50x1.5
	315	IP55	4x90°	2	Cast-Iron	M16	240	2-M63x1.5
	355	IP55	4x90°	2	Cast-Iron	M20	400	2-M72x2

Cooling and Ventilation

The standard motors from FS 80~355 are fitted with an radial flow fan for cooling in accordance with IEC 60034-6 cooling method. For applications external blower can be ordered.

Bearing

All motors are supplied with the ball bearing as standard. FS 160 and above, roller bearings and angular contact ball bearings are on options. These Bearings are either of the sealed or greasable type.

Bearing Type

Motor Type	Frame Size	Poles	Driv-end Bearing	Non-Drive-end Bearing
FA-IE1/FA-IE2/FA-IE3-63	63	2.4.6.8	6201 2RZC3	6201 2RZC3
FA-IE1/FA-IE2/FA-IE3-71	71	2.4.6.8	6202 2RZC3	6202 2RZC3
FA-IE1/FA-IE2/FA-IE3-80	80	2.4.6.8	6204 2RZC3	6204 2RZC3
FA-IE1/FA-IE2/FA-IE3-90	90	2.4.6.8	6205 2RZC3	6205 2RZC3
FA-IE1/FA-IE2/FA-IE3-100	100	2.4.6.8	6206 2RZC3	6206 2RZC3
FA-IE1/FA-IE2/FA-IE3-112	112	2.4.6.8	6206 2RZC3	6306 2RZC3
FA-IE1/FA-IE2/FA-IE3-132	132	2.4.6.8	6306 2RZC3	6308 2RZC3
FA-IE1/FA-IE2/FA-IE3-160	160	2.4.6.8	6309 C3	6309 C3
FA-IE1/FA-IE2/FA-IE3-180	180	2.4.6.8	6311 C3	6311 C3
FA-IE1/FA-IE2/FA-IE3-200	200	2.4.6.8	6312 C3	6312 C3
FA-IE1/FA-IE2/FA-IE3-225	225	2.4.6.8	6313 C3	6313 C3
FA-IE1/FA-IE2/FA-IE3-250	250	2.4.6.8	6314 C3	6314 C3
FA-IE1/FA-IE2/FA-IE3-280	280	2	6314 C3	6314 C3
FA-IE1/FA-IE2/FA-IE3-280	280	4.6.8	6317 C3	6317 C3
FA-IE1/FA-IE2/FA-IE3-315	315	2	6317 C3	6317 C3
FA-IE1/FA-IE2/FA-IE3-315	315	4.6.8	6319 C3	6319 C3
FA-IE1/FA-IE2/FA-IE3-355	355	2	6319 C3	6319 C3
FA-IE1/FA-IE2/FA-IE3-355	355	4.6.8	6322 C3	6322 C3

Voltages / Frequencies

Standard Voltages are 380v-420 50Hz and 440-480 60Hz

Insulation

The components of the insulation system are selected so as to ensure good protection against chemically aggressive gases vapours and air humidity.

All materials used for insulating the winding and winding ends correspond to insulating classes For H according to IEC60085:

- Enamel-insulated copper wires with temperature index 200°C (Class F);
- Insulating sheet on polyester base (Class);
- Impregnation with fenolic resins modified with polyester resins (Class F);
- Limit temperature for insulating material according EC60085

Insulation Class	Limit Temperature °C
B	130
F	155
H	180

Temperature Rise

Standard single-speed continuous duty (S1) motors have temperature rise within class B limit. Motors with higher output and pole-changing motors normally have temperature rise within class F limit.

Temperature rises specified at a reference ambient air temperature of 40 PTC temperature sensor (thermistors): It consists of 3 sensors connected in series embedded in the stator winding once reaching the operating temperature, the device quickly changes its resistance; it must be connected to a suitable releasing device (Supplied on motors 11Kw and above).

Insulation Class	Limit Temperature °C
B	80
F	105
H	125

DUTY CYCLES

S1	Continuous Duty
	Operation under constant load, lasting long enough to allow the machine to reach thermal equilibrium.
S2	Short-Time Duty
	Operation under constant load, for a time too short to allow the machine to reach thermal equilibrium. Idle time of the machine is long enough to allow the machine to cool down to ambient temperature. Standard duration of short-term operation: 10, 30, 60 and 90 minutes.

S5	Intermittent Periodic Duty
	Same as S4 operation, except that the electric braking of the machine has an essential influence on the temperature rise.
S6	Continuously Operation With Cyclic Load
	Operation consisting of a continuous series of equal cycles. Each cycle is made up of no-load and a constant load period. The cycle duration is not long enough to allow the machine to reach thermal equilibrium in one cycle. In order to define S6 operation, the relative starting time must be specified.

S3	Intermittent Periodic Duty	S7	Intermittent Periodic Duty with Starting and Braking
	Operation under repeated, constant load in specified cycles. Neither operating nor resting period are long enough to allow the motor to reach thermal equilibrium. The starting losses are small and do not essentially influence the temperature rise. The nominal values of relative starting time are 15, 25, 40, 60% at a daily 10-minute cycle.		Operation consisting of a continuous series of equal cycles. Each cycle is made up of no load and a constant load period. The cycle duration is not long enough to allow the machine to reach thermal equilibrium in one cycle. In order to define S6 operation, the relative starting time must be specified.
S4	Intermittent Periodic Duty	S8	Intermittent Periodic Duty with pole Changing
	Operation under repeated, constant load in specified cycles. The start of the motor influences the temperature rise.		This type of operation only exists with pole amplitude modulated motors. In this case the definition of operation must contain the following data for each pole: <ul style="list-style-type: none"> • Number of starts per hour • Inertia constant • Relative operation period

Electrical Design

Reliable quality and performance To ensure reliable and long life, the windings are made of materials with class F temperature rise limited to class B (80K).

Voltage and Frequency

Standard motor will operate on mains power supplies in accordance with IEC 60034-1 Category A (combination of voltage deviation +5% and frequency deviation +2%) voltage and frequency fluctuations.

Rated Output

Rated output power refers to continuous duty (S1) operation in accordance with IEC 60034-1 when operated at 40 C ambient temperature and at site altitudes of 1000m or less. Current overload is in accordance with IEC 60034-1 (1.5 times for 2 minutes).

Environmental

Suitable for IP55 installations
 Below or equal to 1000m above sea level
 Operating temperature between -20°C and 40°C
 Relative humidity

Temperature	Relative Humidity
-20 °C ≤ T ≤ 20 °C	100%
20 °C < T < 30 °C	95%
30 °C < T ≤ 40 °C	55%

Note: For other requirements, Hanzel should be consulted

Altitude Ambient temperature	<30 °C	30~40 °C	45 °C	50 °C	55 °C	60 °C
1000m	1.07	1.00	0.96	0.92	0.87	0.82
1500m	1.04	0.97	0.93	0.89	0.84	0.79
2000m	1.00	0.94	0.90	0.86	0.82	0.77
2500m	0.96	0.90	0.86	0.83	0.78	0.74
3000m	0.92	0.86	0.82	0.79	0.75	0.70
3500m	0.88	0.82	0.79	0.75	0.71	0.67
4000m	0.82	0.77	0.74	0.71	0.67	0.63

If environmental conditions vary from those listed above, please consult the chart below for output power derating factor.

Space heater electrical data

Frame Size	80~90	100~112	132~160	180~200	225~280	315	355
Power (W)	20	30	40	50	60	80	110
Voltage (V)	220	220	220	220	220	220	220

Converter fed application

FA-IE1/FA-IE2/FA-IE3 motors are suitable for variable speed and constant speed applications, such as fan pumps, compressors, textile machinery, etc. When the motor drives a constant torque load and the speed is lower than 50% of the rated speed, the motor must be equipped with an independent drive fan.

Note: Note: (1) In application where the motor is driven by a converter, the degree of electrical interference depends on the type of converter used (type, number of IGBT sinterence suppression measures and manufacturer, cabling, distance and application requirements). (2) The installation guidelines of the converter manufacturer with regards to electromagnetic compatibility must be considered at all times during the design and implementation phases.

Motor Frame Size	Voltage	Frequency (Hz)	Rated Output (kW)	Current Noise (A)	Speed (r/min)	Fan Power (m ³ /h)	Fan Pressure (Pa)
80	380V	50	30	0.08	2400	330	60
90	380V	50	52	0.2	2800	390	60
100	380V	50	52	0.2	2800	600	70
112	380V	50	52	0.2	2800	800	80
132	380V	50	40	0.1	2400	1000	70
160	380V	50	80	0.23	1400	1000	50
180	380V	50	80	0.23	1400	1200	55
200	380V	50	230	0.71	1400	1800	65
225	380V	50	230	0.71	1400	1800	65
250	380V	50	230	0.71	1400	3300	85
280	380V	50	230	0.71	1400	4000	110
315	380V	50	370	11	1250	6200	180
355	380V	50	550	18	1350	7000	180

Construction or mounting type

Structure type	With feet and without flange on the end-shield (DE)					
Mounting type	IMB3 FS80~355	IMB6 FS80-160	IMB7 FS80-160	IMB8 FS 80~160	IMV5 FS80 -225	IMV6 FS 80-225
Diagram						

Construction Type	Without feet and with flange on the end-shield (DE)			With feet and with flange on the end-shield (DE)			
Mounting Type	IMB5 FS 80~280	IMV1-1 FS 80~355		IMV3 FS80-160	IMB35 FS 80~355	IMV15 FS 80-160	IMV36 FS 80-160
Diagram							

For IMV1 with canopy and without canopy, motor has different order number. Please find detailed information in "Technical data table".

CONVERTER FED APPLICATION

Stoppage	Possible Reasons	Check or calibration methods
1. No-load motor can't start	<ol style="list-style-type: none"> 1. Circuit broken wires (one of the three is the root) 2. When the three-phase winding of the a phase breakers ("Y" type of connection) 3. The power supply voltage and frequency is wrong 	<p>Check the power supply voltage or in-dividual connection. Check the fuse, feeders of current and each phase of the winding resistance. Check voltage and frequency.</p>
2. Motor load in cannot begin at low load or no-load to start when, but in load increase speed that are even stop to plunge.	<ol style="list-style-type: none"> 1. The low voltage power supply 2. The group turns around the son between short circuit 3. The stator three-phase winding out-of-phase break line (A "then method) 4. Overload 	<p>Check the line voltage; Check each phase windings and each phase no-load current; Check each phase winding resistance; Check the load.</p>
3. Motor stay in low rotation speed.	<ol style="list-style-type: none"> 1. A connect the stator winding, motor haircross talk. 2. The rotor ring and guide bar among fracture. 	<p>Check feeders current and lead wire mark; Check short-circuit current.</p>
4. Motor stay in low rotation speed.	<ol style="list-style-type: none"> 1. Feeders three roots there was a break or stator winding a phase open circuit. 2. The power supply voltage too big or too low. 3. Overload. 4. Same stator circle or short circuit. 5. And ventilated bad. 	<p>Check the fuse, line voltage and current between wire; Check the current in a feeders. Check the stator alternate with and ground insulation resistance; Check the winding resistance and stable way.</p>
5. Bearing overheating	<ol style="list-style-type: none"> 1. The assembly wrong. 2. The motor shaft and the dragging is not parallel axis. 3. No lubricating oil, oil impurities or oily bad there. 4. Belts tight. 5. Don't balance of magnetic big suction. 	<p>Check whether the rotor to turn; Correction two axis balance; Use the car wash oil changing; The belt or loose move feet; Check the air gap eccentric degrees;</p>
6. When feeder insurance facilities trip	<ol style="list-style-type: none"> 1. A connect the stator winding 2. Put a "Y" shall meet type stator windings to become "Δ"s 3. Winding base for short circuit or alternate with short circuit 	<p>Check mark and lead wire by law; Check mark and lead wire by law; Check the phase windings of the insulation and the same base of insulation;</p>
7. Mechanical vibration	<ol style="list-style-type: none"> 1. Relet not only in balance quite a low speed don't vibration; 2. The axial moving there; 3. Transmission belt joint answered the bad; 4. Pulley is not even; 	<p>Check the balance situation; Check the clearance of bearing, and to make adjustments. To meet the belt; Check the pulley;</p>

Note: There are many reasons for motor faults and faults. Sometimes one fault may have several reasons, and one cause may also produce several faults. The above table is only a few common ones.

If you have any questions during the inspection, please refer to the maintenance manual or contact the manufacturer.

BEST EQUIPMENT

FUJITA
HEAVY DUTY ELECTRIC MOTORS

THREE-PHASE ASYNCHRONOUS MOTOR

FA-IE1/FA-IE2/FA-IE3 SERIES

The three-phase asynchronous motor of the FA-IE1/FA-IE2/FA-IE3 series is in line with the third efficiency standard in the provisions of GB 18613-2012 the energy efficiency limit and the energy efficiency rating of small and medium-size three-phase asynchronous motors and the improvement of the efficiency in its design is in line with the state's requirements on the energy saving and consumption reducing of the manufacturing sector. FA-IE1/FA-IE2/FA-IE3 series motors with the mounting dimension in accordance with standard IEC800034. It has good features like optimum structure, good appearance, low noise, high efficiency, high protection class as well as high insulation class. FA-IE1/FA-IE2/FA-IE3 series motors can be widely used in various kinds of general use machineries like fans, pumps, machine tools, compressors, transportation and so on, and can also be used in the hazardous areas with oil and chemical, steel plants, mining industry.



**Excellent
Motor**



**Efficient
Power**



**Heavy Duty
Product**



DETAILS

SITE CONDITIONS

FA-IE1/FA-IE2/FA-IE3 series motors are suitable for most occasions and environments.

The standard working conditions of the motor are -20°C to +40°C, and the altitude is 1000 meters.

TEMPERATURE RISE AND INSULATION

The motor is designed according to Class F insulation (155°C), and is assessed according to Class B insulation (80K),

The service life and reliability of the motor are guaranteed.

COOLING AND VENTILATION

The standard cooling method is Totally Enclosed Fan Cooling (TEFC). Standard motors are fitted with flow-through plastic fans.

Comply with IC411 in IEC 60034-6.

DEGREE OF PROTECTION

The protection grade of the motor is IP55 and can be used in dusty or humid environments. Motors with higher protection levels can also be provided according to customer requirements.

MOTOR PROTECTION

Winding and bearing temperature measurement and protection devices such as PTC and PT100 can be installed according to requirements.

VOLTAGE FREQUENCY

The standard motor is 380V/50HZ. A 50Hz motor with any voltage within the range of 200-660V can be designed. It can still work well when the power supply voltage deviates from the rated voltage $\pm 5\%$.

VIBRATION

When the vibration speed class of FA-IE1/FA-IE2/FA-IE3 series motors meets the special requirements of class A at no-load, class B motors can be provided.

JUNCTION BOX LOCATION

The terminal box is above or on the right side of the base for standard FA-IE1/FA-IE2/FA-IE3 series motors.

QUALITY ASSURANCE

From product design to product delivery, follow the ISO9001 quality certification system and strictly abide by the quality procedures.

Type FA-IE1	Rated Output		Rated Current			Rated Speed (r/min)	Rated Current			Rated Speed (r/min)	Efficiency %	Power Factor Cos φ	Rated Torque N.m	Locked Torque	Locked Current	Max. Torque	Noise Level Lw dB (A)	Weight (Kg)
	kW	HP	IFL 380V A	IFL 400V A	IFL 420V A		IFL 440V A	IFL 460V A	IFL 480V A					Rated Torque TST/ TFL	Rated Torque IST/ IFL	Rated Torque TM/ TFL		
			380~420V/50Hz				440~480V/60Hz											
Synchronous speed 3000 r/min																		
FA-IE1-63MI-2	0.18	0.25	0.53	0.50	0.48	2720	0.46	0.44	0.42	3260	65.0	0.80	0.6	2.2	5.5	2.2	61	7
FA-IE1-63M2-2	0.25	0.37	0.69	0.66	0.62	2720	0.60	0.57	0.55	3260	68.0	0.81	0.9	2.2	5.5	2.2	61	8
FA-IE1-71M2-2	0.37	0.55	0.99	0.94	0.90	2740	0.86	0.82	0.78	3285	70.0	0.81	1.3	2.2	6.1	2.2	64	10
FA-IE1-71M2-2	0.55	0.75	1.4	1.33	1.27	2740	1.21	1.16	1.11	3285	73.0	0.82	1.9	2.2	6.1	2.3	64	11
FA-IE1-80MI-2	0.75	1.0	1.83	1.74	1.66	2825	1.58	1.51	1.45	3390	75.0	0.83	2.5	2.2	6.1	2.3	67	15
FA-IE1-80M2-2	1.1	1.5	2.61	2.48	2.36	2825	2.25	2.16	2.07	3390	77.0	0.84	3.7	2.2	7.0	2.3	67	16
FA-IE1-90S-2	1.5	2.0	2.46	3.29	3.13	2840	2.99	2.86	2.74	3405	79.0	0.84	5.0	2.2	7.0	2.3	72	19
FA-IE1-90L-2	2.2	3.0	4.85	4.61	4.39	2840	4.19	4.01	3.84	3405	81.0	0.85	7.4	2.2	7.0	2.3	72	22
FA-IE1-100L-2	3	4.0	6.34	6.02	5.74	2870	5.48	5.24	5.02	3440	83.0	0.87	10.1	2.2	7.5	2.3	76	32
FA-IE1-112M-2	4	5.5	8.20	7.79	7.42	2880	7.08	6.77	6.49	3455	85.0	0.88	13.3	2.2	7.5	2.3	77	39
FA-IE1-132S1-2	5.5	7.5	11.1	10.5	10.0	2900	9.59	9.17	8.79	3480	86.0	0.88	18.1	2.2	7.5	2.3	80	58
FA-IE1-132S2-2	7.5	10	14.9	14.2	13.5	2900	12.9	12.3	11.8	3480	87.0	0.88	24.7	2.2	7.5	2.3	80	66
FA-IE1-160MI-2	11	15	21.2	20.1	19.2	2930	18.3	17.5	16.8	3515	88.4	0.89	35.9	2.2	7.5	2.3	86	104
FA-IE1-160M2-2	15	20	28.6	27.2	25.9	2930	24.7	23.6	22.6	3515	89.4	0.89	48.6	2.2	7.5	2.3	86	112
FA-IE1-160L-2	18.5	25	34.7	33.0	31.4	2930	30.0	28.7	27.5	3515	90.0	0.90	60.3	2.2	7.5	2.3	86	132
FA-IE1-180M-2	22	30	41.0	39.0	37.1	2940	35.4	33.9	32.5	3525	90.5	0.90	71.5	2.0	7.5	2.3	89	162
FA-IE1-200L1-2	30	40	55.4	52.6	50.1	2950	47.9	45.8	43.9	3540	91.4	0.90	97.1	2.0	7.5	2.3	92	225
FA-IE1-200L2-2	37	50	67.9	64.5	61.4	2950	58.6	56.1	53.8	3540	92.0	0.90	119.8	2.0	7.5	2.3	92	245
FA-IE1-225M-2	45	60	82.1	78.0	74.3	2960	70.9	67.8	65.0	3550	92.5	0.90	145.2	2.0	7.5	2.3	92	290
FA-IE1-250M-2	55	75	99.8	94.8	90.3	2965	86.2	82.4	79	3555	93.0	0.90	177.2	2.0	7.5	2.3	93	367
FA-IE1-280S-2	75	100	135.3	128.5	122.4	2970	116.9	111.8	107.1	3560	93.6	0.90	241.2	2.0	7.5	2.3	94	495
FA-IE1-280M-2	90	120	160.0	152.0	144.8	2970	138.2	132.2	126.7	3560	93.9	0.91	289.4	2.0	7.5	2.3	94	540
FA-IE1-315S-2	110	150	195.4	185.6	176.8	2975	168.8	161.4	154.7	3570	94.0	0.91	353.1	1.8	7.1	2.2	96	880
FA-IE1-315M-2	132	180	233.2	221.5	211.0	2975	201.4	192.6	184.6	3570	94.5	0.91	423.7	1.8	7.1	2.2	96	1000
FA-IE1-315L1-2	160	220	279.3	265.3	252.7	2975	241.2	230.7	221.1	3570	94.6	0.92	213.6	1.8	7.1	2.2	99	1080
FA-IE1-315L2-2	200	270	348.4	331.0	315.2	2975	300.9	287.8	275.8	3570	94.8	0.92	642.0	1.8	7.1	2.2	99	1130
FA-IE1-355M-2	250	340	433.7	412.0	392.4	2980	374.6	358.3	343.4	3575	95.3	0.92	801.2	1.6	7.1	2.2	103	1560
FA-IE1-355L-2	315	430	545.3	518.0	493.4	2980	470.9	450.5	431.7	3575	95.6	0.92	1009.5	1.6	7.1	2.2	103	1740

Type FA-IE1	Rated Output		Rated Current			Rated Speed (r/min)	Rated Current			Rated Speed (r/min)	Efficiency %	Power Factor Cos φ	Rated Torque N.m	Locked Torque	Locked Current	Max. Torque	Noise Level Lw dB (A)	Weight (Kg)
	kW	HP	IFL 380V A	IFL 400V A	IFL 420V A		IFL 440V A	IFL 460V A	IFL 480V A					Rated Torque TST/ TFL	Rated Torque IST/ IFL	Rated Torque TM/ TFL		
			380~420V/50Hz				440~480V/60Hz											
Synchronous speed 1500 r/min																		
FA-IE1-63M1-4	0.12	0.18	0.44	0.42	0.40	1310	0.38	0.36	0.35	1570	57.0	0.72	0.9	2.1	4.4	2.2	52	7.5
FA-IE1-63M2-4	0.18	0.25	0.62	0.59	0.56	1310	0.54	0.51	0.49	1570	60.0	0.73	1.3	2.1	4.4	2.2	52	8.5
FA-IE1-71M1-4	0.25	0.37	0.79	0.75	0.71	1330	0.68	0.65	0.63	1595	65.0	0.74	1.8	2.1	5.2	2.2	55	10.5
FA-IE1-71M2-4	0.37	0.55	1.12	1.06	1.01	1330	0.97	0.93	0.89	1595	67.0	0.75	2.7	2.1	5.2	2.2	55	11.5
FA-IE1-80M1-4	0.55	0.75	1.57	1.49	1.42	1390	1.36	1.30	1.24	1665	71.0	0.75	3.8	2.4	5.2	2.3	58	15
FA-IE1-80M2-4	0.75	1.00	2.05	1.95	1.85	1390	1.77	1.69	1.62	1665	73.0	0.76	5.2	2.3	6.0	2.3	58	16
FA-IE1-90S-4	1.1	1.5	2.85	2.71	2.58	1390	2.46	2.35	2.26	1680	76.2	0.77	7.6	2.3	6.0	2.3	61	20
FA-IE1-90L-4	1.5	2.0	3.68	3.50	3.33	1400	3.18	3.04	2.91	1680	78.5	0.79	10.3	2.3	6.0	2.3	61	23
FA-IE1-100L1-4	2.2	3.0	5.09	4.84	4.61	1400	4.40	4.20	4.03	1700	81.0	0.81	14.9	2.3	7.0	2.3	64	31
FA-IE1-100L2-4	3	4.0	6.73	6.39	6.09	1420	5.81	5.56	5.33	1700	82.6	0.82	20.3	2.3	7.0	2.3	64	35
FA-IE1-112M-4	4	5.5	8.80	8.36	7.96	1440	7.60	7.27	6.97	1725	84.2	0.82	26.5	2.3	7.0	2.3	65	41
FA-IE1-132S-4	5.5	7.5	11.7	11.1	10.6	1440	10.1	9.67	9.26	1725	85.7	0.83	36.5	2.3	7.0	2.3	71	60
FA-IE1-132M-4	7.5	10.0	15.6	14.8	14.1	1440	13.5	12.9	12.4	1725	87.0	0.84	49.7	2.3	7.0	2.3	71	74
FA-IE1-160M-4	11	15	22.5	21.4	20.4	1460	19.4	18.6	17.8	1750	88.4	0.84	72.0	2.2	7.0	2.3	75	108
FA-IE1-160L-4	15	20	30.0	28.5	27.1	1460	25.9	24.8	23.8	1750	89.4	0.85	98.1	2.2	7.5	2.3	75	128
FA-IE1-180M-4	18.5	25	36.3	34.5	32.8	1465	31.4	30.0	28.7	1755	91.0	0.86	120.2	2.2	7.5	2.3	76	158
FA-IE1-180L-4	22	30	42.9	40.8	38.8	1465	37.1	35.4	34.8	1755	92.0	0.86	142.9	2.2	7.5	2.3	76	172
FA-IE1-200L-4	30	40	58.0	55.1	52.5	1470	50.1	47.9	48.9	1760	92.5	0.86	194.9	2.2	7.2	2.3	79	241
FA-IE1-225S-4	37	50	70.2	66.7	63.5	1475	60.6	58.0	55.6	1770	92.5	0.87	239.6	2.2	7.2	2.3	81	180
FA-IE1-225M-4	45	60	85.0	80.8	76.9	1475	73.4	70.2	67.3	1770	92.8	0.87	291.4	2.2	7.2	2.3	81	305
FA-IE1-250M-4	55	75	103.3	98.1	93.5	1475	89.2	85.3	81.8	1770	93.0	0.87	354.9	2.2	7.2	2.3	83	375
FA-IE1-280S-4	75	100	139.3	132.3	126.0	1480	120.3	115.1	110.3	1775	93.8	0.87	484.0	2.2	7.2	2.3	86	507
FA-IE1-280M-4	90	120	167.4	159.0	151.5	1480	144.6	138.3	132.5	1775	94.2	0.87	580.7	2.2	7.2	2.3	86	572
FA-IE1-315S-4	110	150	201.0	191.0	181.9	1480	173.6	166.0	159.1	1775	94.5	0.88	709.8	2.1	6.9	2.2	93	930
FA-IE1-315M-4	132	180	240.4	228.4	217.5	1480	207.6	198.6	190.3	1775	94.8	0.88	851.8	2.1	6.9	2.2	93	1050
FA-IE1-315L1-4	160	220	287.8	273.4	260.4	1480	248.6	237.8	227.8	1775	94.9	0.89	1032.4	2.1	6.9	2.2	97	1110
FA-IE1-315L2-4	200	270	359.8	341.8	325.5	1480	310.7	297.2	284.8	1775	95.0	0.89	1290.5	2.1	6.9	2.2	97	1180
FA-IE1-355M-4	250	340	443.3	421.1	401.1	1490	382.9	366.2	351.0	1785	95.3	0.90	1602.3	2.1	6.9	2.2	101	1580

Type FA-IE1	Rated Output		Rated Current			Rated Speed (r/min)	Rated Current			Rated Speed (r/min)	Efficiency %	Power Factor Cos φ	Rated Torque N.m	Locked Torque	Locked Current	Max. Torque	Noise Level Lw dB (A)	Weight (Kg)
	kW	HP	IFL 380V A	IFL 400V A	IFL 420V A		IFL 440V A	IFL 460V A	IFL 480V A					Rated Torque TST/ TFL	Rated Torque IST/ IFL	Rated Torque TM/ TFL		
			380~420V/50Hz				440~480V/60Hz											
Synchronous speed 1000 r/min																		
FA-IE1-71M1-6	0.18	0.25	0.74	0.70	0.67	850	0.64	0.61	0.59	1020	56.0	0.66	2.0	1.9	4.0	2.0	52	10
FA-IE1-71M2-6	0.25	0.37	0.95	0.90	0.86	850	0.82	0.75	0.75	1020	59.0	0.68	2.8	1.9	4.0	2.0	52	11
FA-IE1-80M1-6	0.37	0.50	1.30	1.24	1.18	900	1.12	1.07	1.03	1080	62.0	0.70	4.0	1.9	4.7	2.0	54	15
FA-IE1-80M2-6	0.55	0.75	1.79	1.70	1.62	900	1.55	1.48	1.42	1080	65.0	0.72	5.9	1.9	4.7	2.1	54	16
FA-IE1-90S-6	0.75	1.00	2.29	2.18	2.07	910	1.98	1.89	1.81	1090	69.0	0.72	7.9	2.0	5.5	2.1	57	20
FA-IE1-90L-6	1.1	1.5	3.18	3.02	2.88	910	2.75	2.63	2.52	1090	72.0	0.73	11.5	2.0	5.5	2.1	57	23
FA-IE1-100L-6	1.5	2.0	4.00	3.80	3.62	930	3.45	3.30	3.17	1115	76.0	0.75	15.6	2.0	5.5	2.1	61	30
FA-IE1-112M-6	2.2	3.0	5.57	5.29	4.04	940	4.81	4.60	4.41	1125	79.0	0.76	22.5	2.0	6.5	2.1	65	39
FA-IE1-132S-6	3	4.0	7.40	7.03	6.70	960	6.39	6.11	5.86	1150	81.0	0.76	29.8	2.1	6.5	2.1	69	55
FA-IE1-132M1-6	4	5.5	9.75	9.26	8.82	960	8.42	8.05	7.72	1150	82.0	0.76	39.8	2.1	6.5	2.1	69	68
FA-IE1-132M2-6	5.5	7.5	12.9	12.3	11.7	960	11.1	10.7	10.2	1150	84.0	0.77	54.4	2.1	6.5	2.1	69	73
FA-IE1-160M-6	7.5	10.0	17.2	16.3	15.6	970	14.9	14.2	13.6	1160	86.0	0.77	73.8	2.0	6.5	2.1	73	104
FA-IE1-160L-6	11	15	24.5	23.3	22.2	970	21.2	20.2	19.4	1160	87.5	0.78	108.3	2.0	6.5	2.1	73	126
FA-IE1-180L-6	15	20	31.6	30.0	28.6	970	27.3	26.1	25.0	1160	89.0	0.81	147.7	2.0	7.0	2.1	73	168
FA-IE1-200L1-6	18.5	25	38.6	36.7	34.9	975	33.3	31.9	30.6	1170	90.0	0.81	180.3	2.1	7.0	2.1	76	215
FA-IE1-200L2-6	22	30	44.7	42.5	40.4	975	38.6	36.9	35.4	1170	90.0	0.83	214.4	2.1	7.0	2.1	76	238
FA-IE1-225M-6	30	40	59.3	56.3	53.7	980	51.2	49.0	47.0	1175	91.5	0.84	292.3	2.0	7.0	2.1	76	280
FA-IE1-250M-6	37	50	71.1	67.6	64.3	980	61.4	58.7	56.3	1175	92.0	0.86	360.6	2.1	7.0	2.1	78	350
FA-IE1-280S-6	45	60	85.9	81.6	77.7	980	74.2	71.0	68.0	1175	92.5	0.86	438.5	2.1	7.0	2.0	80	463
FA-IE1-280M-6	55	75	104.7	99.5	94.7	980	90.4	86.5	82.9	1175	92.8	0.86	536.0	2.1	7.0	2.0	80	508
FA-IE1-315S-6	75	100	141.7	134.6	128.2	985	122.4	117.1	112.2	1180	93.5	0.86	272.2	2.0	7.0	2.0	85	860
FA-IE1-315M-6	90	120	169.5	161.0	153.4	985	146.4	140.0	134.2	1180	93.8	0.86	872.6	2.0	7.0	2.0	85	980
FA-IE1-315L1-6	110	150	206.7	196.4	187.0	985	178.5	170.8	163.6	1180	94.0	0.86	1066.5	2.0	6.7	2.0	85	1060
FA-IE1-315L2-6	132	180	244.7	232.5	221.4	985	211.3	202.1	193.7	1180	94.2	0.87	1729.8	2.0	6.7	2.0	85	1135
FA-IE1-355M1-6	160	220	292.3	277.7	264.5	990	252.4	241.5	231.4	1185	94.5	0.88	1543.4	1.9	6.7	2.0	92	1480
FA-IE1-355M2-6	200	270	365.4	347.1	330.6	990	315.6	301.9	289.3	1185	94.7	0.88	1929.3	1.9	6.7	2.0	92	1640
FA-IE1-355L-6	250	340	456.8	434.0	413.3	990	394.5	377.4	361.6	1185	94.9	0.88	2411.6	1.9	6.7	2.0	92	1810

Type FA-IE1	Rated Output		Rated Current			Rated Speed (r/min)	Rated Current			Rated Speed (r/min)	Efficiency %	Power Factor Cos φ	Rated Torque N.m	Locked Torque	Locked Current	Max. Torque	Noise Level Lw dB (A)	Weight (Kg)
	kW	HP	IFL 380V A	IFL 400V A	IFL 420V A		IFL 440V A	IFL 460V A	IFL 480V A					Rated Torque TST/ TFL	Rated Torque IST/ IFL	Rated Torque TM/ TFL		
			380~420V/50Hz			440~480V/60Hz												
Synchronous speed 750 r/min																		
FA-IE1-80M1-8	0.18	0.25	0.88	0.84	0.80	650	0.76	0.73	0.70	780	51.0	0.61	2.7	1.8	3.3	1.9	52	15
FA-IE1-80M2-8	0.25	0.37	1.15	1.09	1.04	650	0.99	0.95	0.91	780	54.0	0.61	3.7	1.8	3.3	1.9	52	16
FA-IE1-90S-8	0.37	0.50	1.49	1.42	1.35	660	1.29	1.23	1.18	790	62.0	0.61	5.3	1.8	4.0	1.9	56	20
FA-IE1-90L-8	0.55	0.75	2.17	2.06	1.96	660	1.87	1.79	1.72	90	63.0	0.61	7.8	1.8	4.0	2.0	56	24
FA-IE1-100L1-8	0.75	1.00	2.40	2.28	2.17	690	2.07	1.98	1.90	825	71.0	0.67	10.5	1.8	4.0	2.0	59	28
FA-IE1-100L2-8	1.1	1.5	3.32	3.15	3.00	690	2.87	2.74	2.63	825	73.0	0.69	15.4	1.8	5.0	2.0	59	30
FA-IE1-112M-8	1.5	2.0	4.40	4.18	3.98	700	3.80	3.63	3.48	840	75.0	0.69	20.8	1.8	5.0	2.0	61	38
FA-IE1-132S-8	2.2	3.0	6.04	5.74	5.46	710	5.22	4.99	4.78	850	78.0	0.71	29.8	1.8	6.0	2.0	64	54
FA-IE1-132M-8	3	4.0	7.90	7.51	7.15	710	6.82	6.53	6.25	850	79.0	0.73	40.6	1.8	6.0	2.0	64	63
FA-IE1-160M1-8	4	5.5	10.3	9.79	9.32	720	8.90	8.51	8.15	860	81.0	0.73	53.1	1.9	6.0	2.0	68	91
FA-IE1-160M2-8	5.5	7.5	13.6	12.9	12.3	720	11.8	11.2	10.8	860	83.0	0.74	73.0	2.0	6.0	2.0	68	103
FA-IE1-160L-8	7.5	10.0	17.8	16.9	16.1	720	15.4	14.7	14.1	860	85.5	0.75	99.5	2.0	6.0	2.0	68	128
FA-IE1-180L-8	11	15	25.1	23.9	22.7	730	21.7	20.7	19.9	875	87.5	0.76	153.9	2.0	6.6	2.0	70	165
FA-IE1-200L-8	15	20	34.1	32.4	30.9	730	29.5	28.2	27.0	875	88.0	0.76	196.2	1.9	6.6	2.0	73	224
FA-IE1-225S-8	18.5	25	41.1	39.1	37.2	730	35.5	34.0	32.5	875	90.0	0.76	242.0	1.9	6.6	2.0	73	255
FA-IE1-225M-8	22	30	47.7	45.0	42.9	730	40.9	39.2	37.5	875	90.5	0.78	287.8	1.9	6.6	2.0	73	292
FA-IE1-250M-8	30	40	63.4	60.2	57.4	735	54.8	52.4	50.2	880	91.0	0.79	480.7	1.9	6.6	2.0	75	368
FA-IE1-280S-8	37	50	77.8	73.9	70.4	735	67.2	64.3	61.6	880	91.5	0.79	584.7	1.9	6.6	2.0	76	475
FA-IE1-280M-8	45	60	94.1	89.4	85.1	735	81.3	77.7	74.5	880	92.0	0.79	714.6	1.8	6.6	2.0	76	527
FA-IE1-315S-8	55	75	111.2	105.6	100.6	735	96.0	91.9	88.0	880	92.8	0.81	974.5	1.8	6.6	2.0	82	840
FA-IE1-315M-8	75	100	151.3	143.7	136.9	735	130.7	125.0	119.8	880	93.0	0.82	1169.4	1.8	6.6	2.0	82	1020
FA-IE1-315L1-8	90	120	177.8	168.9	160.9	740	153.6	146.9	140.8	885	93.8	0.82	1429.3	1.8	6.6	2.0	82	1100
FA-IE1-315L2-8	110	150	216.8	206.0	196.2	740	187.2	179.1	171.6	885	94.0	0.82	1703.5	1.8	6.4	2.0	82	1180
FA-IE1-355M1-8	132	180	261.0	248.0	236.1	740	225.4	215.6	206.6	885	93.7	0.82	2064.9	1.8	6.4	2.0	90	1610
FA-IE1-355M2-8	160	220	314.7	299.0	284.7	740	271.8	260.0	249.1	885	94.2	0.82	2064.9	1.8	6.4	2.0	90	1700
FA-IE1-355L-8	200	270	387.4	368.0	350.5	740	334.6	320.0	306.7	885	94.5	0.83	2581.1	1.8	6.4	2.0	90	1850

Type FA-IE2	Rated Output		Rated Current			Rated Speed (r/min)	Rated Current			Rated Speed (r/min)	Efficiency %	Power Factor Cos φ	Rated Torque N.m	Locked Torque	Locked Current	Max. Torque	Noise Level Lw dB (A)	Weight (Kg)
	kW	HP	IFL 380V A	IFL 400V A	IFL 420V A		IFL 440V A	IFL 460V A	IFL 480V A					Rated Torque TST/ TFL	Rated Torque IST/ IFL	Rated Torque TM/ TFL		
			380-420V/50Hz				440-480V/60Hz											
Synchronous speed 3000 r/min																		
FA-IE2-80MI-2	0.75	1.0	1.8	1.71	1.63	2855	1.55	1.49	1.43	3425	77.4	0.82	2.51	2.2	7.0	2.3	62	16
FA-IE2-80M2-2	1.1	1.5	2.5	2.38	2.26	2870	2.16	2.07	1.98	3440	79.6	0.83	3.66	2.2	7.3	2.3	62	17
FA-IE2-90S-2	1.5	2.0	3.3	3.14	2.99	2865	2.85	2.73	2.61	3435	81.3	0.84	5	2.2	7.6	2.3	67	20
FA-IE2-90L-2	2.2	3.0	4.7	4.47	4.25	2870	4.06	3.88	3.72	3440	83.2	0.85	7.32	2.2	7.6	2.3	67	23
FA-IE2-100L-2	3	4.0	6.2	5.89	5.61	2875	5.35	5.12	4.91	3450	84.6	0.87	10	2.2	7.8	2.3	74	34
FA-IE2-112M-2	4	5.5	8.0	7.60	7.24	2910	6.91	6.61	6.33	3490	85.8	0.88	13.1	2.2	8.3	2.3	77	42
FA-IE2-132S1-2	5.5	7.5	10.9	10.4	9.86	2935	9.41	9.00	8.63	3520	87.0	0.88	17.9	2.0	8.3	2.3	79	62
FA-IE2-132S2-2	7.5	10	14.5	13.8	13.1	2930	12.5	12.0	11.5	3515	88.1	0.89	24.4	2.0	7.9	2.3	79	70
FA-IE2-160MI-2	11	15	21	20.0	19.0	2950	18.1	17.4	16.6	3540	89.4	0.89	35.6	2.0	8.1	2.3	81	112
FA-IE2-160M2-2	15	20	28.4	27.0	25.7	2945	24.5	23.5	22.5	3530	90.3	0.89	48.6	2.0	8.1	2.3	81	120
FA-IE2-160L-2	18.5	25	34.7	33.0	31.4	2945	30.0	28.7	27.5	3530	90.9	0.89	60	2.0	8.2	2.3	81	138
FA-IE2-180M-2	22	30	41.1	39.1	37.2	2950	35.5	34.0	32.5	3540	91.3	0.89	71.2	2.0	8.2	2.3	83	180
FA-IE2-200L1-2	30	40	55.7	52.9	50.4	2960	48.1	46.0	44.1	3550	92.0	0.89	96.8	2.0	7.6	2.3	84	240
FA-IE2-200L2-2	37	50	68.3	64.9	61.8	2960	59.0	56.4	54.1	3550	92.5	0.89	119	2.0	7.6	2.3	84	260
FA-IE2-225M-2	45	60	82.7	78.6	74.8	2965	71.4	68.3	65.5	3555	92.9	0.89	145	2.0	7.7	2.3	86	305
FA-IE2-250M-2	55	75	101	96.0	91.4	2970	87.2	83.4	80.0	3560	93.2	0.89	177	1.8	7.1	2.3	89	386
FA-IE2-280S-2	75	100	137	130.2	124.0	2975	118.3	113.2	108.5	3570	93.8	0.89	241	1.8	7.1	2.3	91	515
FA-IE2-280M-2	90	120	163	154.9	147.0	2970	140.8	134.7	129.0	3560	94.1	0.89	289	1.8	7.1	2.3	91	560
FA-IE2-315S-2	110	150	197	187.2	178.2	2975	170.1	162.7	156.0	3570	94.3	0.90	353	1.8	7.1	2.3	92	920
FA-IE2-315M-2	132	180	236	224.2	213.5	2975	203.8	195.0	186.8	3570	94.6	0.90	424	1.8	7.1	2.3	92	1035
FA-IE2-315L1-2	160	220	282	267.9	255.1	2975	243.6	233.0	223.3	3570	94.8	0.91	514	1.8	7.2	2.3	92	1115
FA-IE2-315L2-2	200	270	352	334.4	318.5	2975	304.0	290.8	278.7	3570	95.0	0.91	642	1.8	7.2	2.2	92	1165
FA-IE2-355M-2	250	340	439	417.1	397.2	2980	379.1	362.7	347.5	3575	95.0	0.91	801	1.6	7.2	2.2	100	1616
FA-IE2-355L-2	315	430	554	526.3	501.2	2980	478.5	457.7	438.6	3575	95.0	0.91	1009	1.6	7.2	2.2	100	1806

Type FA-IE2	Rated Output		Rated Current			Rated Speed (r/min)	Rated Current			Rated Speed (r/min)	Efficiency %	Power Factor Cos φ	Rated Torque N.m	Locked Torque	Locked Current	Max. Torque	Noise Level Lw dB (A)	Weight (Kg)
	kW	HP	IFL 380V A	IFL 400V A	IFL 420V A		IFL 440V A	IFL 460V A	IFL 480V A					Rated Torque TST/TFL	Rated Torque IST/IFL	Rated Torque TM/TFL		
			380-420V/50Hz				440-480V/60Hz											
Synchronous speed 1500 r/min																		
FA-IE2-80M2-4	0.75	1.0	1.9	1.81	1.72	1425	1.64	1.57	1.50	1710	79.6	0.76	5.03	2.3	6.6	2.3	56	18
FA-IE2-90S-4	1.1	1.5	2.7	2.57	2.44	1420	2.33	2.23	2.14	1700	81.4	0.77	7.4	2.3	6.8	2.3	59	21
FA-IE2-90L-4	1.5	2.0	3.5	3.33	3.17	1420	3.02	2.89	2.77	1700	82.8	0.78	10.1	2.3	7.0	2.3	59	24
FA-IE2-100L1-4	2.2	3.0	5	4.75	4.52	1430	4.32	4.13	3.96	1715	84.3	0.80	14.7	2.3	7.6	2.3	64	34
FA-IE2-100L2-4	3	4.0	6.6	6.27	5.97	1430	5.45	5.45	5.23	1715	85.5	0.81	20	2.3	7.6	2.3	64	38
FA-IE2-112M-4	4	5.5	8.7	8.27	7.87	1450	7.19	7.19	6.89	1740	86.6	0.81	26.3	2.2	7.8	2.3	65	45
FA-IE2-132S-4	5.5	7.5	11.6	11.0	10.5	1465	9.58	9.58	9.18	1755	87.7	0.82	35.9	2.0	7.9	2.3	71	64
FA-IE2-132M-4	7.5	10.0	15.5	14.7	14.7	1465	12.8	12.8	12.3	1755	88.7	0.83	48.9	2.0	7.5	2.3	71	78
FA-IE2-160M-4	11	15	22.4	21.3	21.3	1470	18.5	18.5	17.7	1760	89.8	0.83	71.5	2.0	7.7	2.3	73	120
FA-IE2-160L-4	15	20	29.9	28.4	27.1	1470	24.7	24.7	23.7	1760	90.6	0.84	97.4	2.0	7.8	2.3	73	138
FA-IE2-180M-4	18.5	25	36.3	34.5	32.8	1470	30.0	30.0	28.7	1760	91.2	0.85	120	2.0	7.8	2.3	76	174
FA-IE2-180L-4	22	30	42.9	40.8	38.8	1465	35.4	35.4	34.0	1755	91.6	0.85	143	2.0	7.8	2.3	76	188
FA-IE2-200L-4	30	40	58.1	55.2	52.6	1475	48.0	48.0	46.0	1770	92.3	0.85	194	2.0	7.3	2.3	76	256
FA-IE2-225S-4	37	50	70.5	67.0	63.8	1480	60.9	58.2	55.8	1775	92.7	0.86	239	2.0	7.4	2.3	78	300
FA-IE2-225M-4	45	60	85.4	81.1	77.3	1480	73.8	70.6	67.6	1775	93.1	0.86	290	2.0	7.4	2.3	78	325
FA-IE2-250M-4	55	75	104	98.8	94.1	1485	89.8	85.9	82.3	1780	93.5	0.86	354	2.0	7.4	2.3	79	400
FA-IE2-280S-4	75	100	139	132.1	125.8	1490	120.1	114.8	110.0	1785	94.0	0.87	481	2.0	6.9	2.3	80	543
FA-IE2-280M-4	90	120	165	156.8	149.3	1485	142.5	136.3	130.6	1780	94.2	0.88	579	2.0	6.9	2.3	80	608
FA-IE2-315S-4	110	150	199	189.1	180.1	1485	171.9	164.4	157.5	1780	94.5	0.89	707	2.0	7.0	2.2	88	970
FA-IE2-315M-4	132	180	238	226.1	215.3	1485	205.6	196.6	188.4	1780	94.7	0.89	849	2.0	7.0	2.2	88	1090
FA-IE2-315L1-4	160	220	285	270.8	257.9	1485	246.1	235.4	225.6	1780	94.9	0.90	1029	2.0	7.1	2.2	88	1160
FA-IE2-315L2-4	200	270	355	337.3	321.2	1485	306.6	293.3	281.0	1780	95.1	0.90	1286	2.0	7.1	2.2	88	1230
FA-IE2-355M-4	250	340	444	421.8	401.7	1490	383.5	366.8	351.5	1785	95.1	0.90	1602	2.0	7.1	2.2	95	1640
FA-IE2-355L-4	315	430	559	531.1	505.8	1490	482.8	461.8	442.5	1785	95.1	0.90	2019	2.0	7.1	2.2	95	1810

Type FA-IE2	Rated Output		Rated Current			Rated Speed (r/min)	Rated Current			Rated Speed (r/min)	Efficiency %	Power Factor Cos φ	Rated Torque N.m	Locked Torque	Locked Current	Max. Torque	Noise Level Lw dB (A)	Weight (Kg)
	kW	HP	IFL 380V A	IFL 400V A	IFL 420V A		IFL 440V A	IFL 460V A	IFL 480V A					Rated Torque TST/ TFL	Rated Torque IST/ IFL	Rated Torque TM/ TFL		
			380-420V/50Hz				440-480V/60Hz											
Synchronous speed 1000 r/min																		
FA-IE2-90S-6	0.75	1.0	2.1	2.00	1.90	935	1.81	1.73	1.66	1120	75.9	0.71	7.66	2.0	6.0	2.1	57	21
FA-IE2-90L-6	1.1	1.5	3	2.85	2.71	935	2.59	2.48	2.38	1120	78.1	0.72	11.2	2.0	6.0	2.1	57	24
FA-IE2-100L-6	1.5	2.0	4	3.80	3.62	945	3.45	3.30	3.17	1130	79.8	0.72	15.2	2.0	6.5	2.1	61	33
FA-IE2-112M-6	2.2	3.0	5.6	5.42	5.16	965	4.92	4.71	4.51	1155	81.8	0.72	21.8	2.0	6.6	2.1	65	42
FA-IE2-132S-6	3	4.0	7.6	7.22	6.88	975	6.56	6.28	6.02	1170	83.3	0.72	29.4	1.9	6.8	2.1	69	59
FA-IE2-132M1-6	4	5.5	9.7	9.22	8.78	975	8.38	8.01	7.68	1170	84.6	0.74	39.2	1.9	6.8	2.1	69	72
FA-IE2-132M2-6	5.5	7.5	13	12.4	11.8	975	11.2	10.7	10.3	1170	86.0	0.75	53.9	1.9	7.0	2.1	69	78
FA-IE2-160M-6	7.5	10.0	16.8	16.0	15.2	975	14.5	13.9	13.3	1170	87.2	0.78	73.5	2.0	7.0	2.1	70	112
FA-IE2-160L-6	11	15	23.9	22.7	21.6	975	20.6	19.7	18.9	1170	88.7	0.79	108	2.0	7.2	2.1	70	134
FA-IE2-180L-6	15	20	31.8	30.2	28.8	980	27.5	26.3	25.2	1175	89.7	0.80	146	1.9	7.3	2.1	73	178
FA-IE2-200L1-6	18.5	25	38.9	37.0	35.2	980	33.6	32.1	30.8	1175	90.4	0.80	180	1.9	7.3	2.1	73	226
FA-IE2-200L2-6	22	30	45.4	43.1	41.1	980	39.2	37.5	35.9	1175	90.9	0.81	214	1.9	7.4	2.1	73	243
FA-IE2-225M-6	30	40	60.6	57.6	54.8	985	52.3	50.1	48.0	1180	91.7	0.82	291	1.9	6.9	2.1	74	295
FA-IE2-250M-6	37	50	73.5	69.8	66.5	985	63.5	60.7	58.2	1180	92.2	0.83	359	1.9	7.1	2.1	76	368
FA-IE2-280S-6	45	60	86.8	82.5	78.5	990	75.0	71.7	68.7	1185	92.7	0.85	434	1.9	7.3	2.0	78	495
FA-IE2-280M-6	55	75	104	98.8	94.1	990	89.8	85.9	82.3	1185	93.1	0.86	531	1.9	7.3	2.0	78	545
FA-IE2-315S-6	75	100	145	137.8	131.2	990	125.2	119.8	114.8	1185	93.7	0.84	723	1.9	6.6	2.0	83	910
FA-IE2-315M-6	90	120	171	162.5	154.7	990	147.7	141.3	135.4	1185	94.0	0.85	868	1.9	6.7	2.0	83	1030
FA-IE2-315L1-6	110	150	209	198.6	189.1	990	180.5	172.7	165.5	1185	94.3	0.85	1061	1.9	6.7	2.0	83	1120
FA-IE2-315L2-6	132	180	247	234.7	223.5	990	213.3	204.0	195.5	1185	94.6	0.86	1273	1.9	6.8	2.0	83	1185
FA-IE2-355M1-6	160	220	298	283.1	269.6	990	257.4	246.2	235.9	1185	94.8	0.86	1543	1.9	6.8	2.0	85	1530
FA-IE2-355M2-6	200	270	372	353.4	336.6	990	321.3	307.3	294.5	1185	95.0	0.86	1929	1.9	6.8	2.0	85	1690
FA-IE2-355L-6	250	340	465	441.8	420.7	990	401.6	384.1	368.1	1185	95.0	0.86	2412	1.9	6.8	2.0	85	1855

Type FA-IE3	Rated Output		Rated Current			Rated Speed (r/min)	Rated Current			Rated Speed (r/min)	Efficiency %	Power Factor Cos φ	Rated Torque N.m	Locked Torque	Locked Current	Max. Torque	Noise Level Lw dB (A)	Weight (Kg)
	kW	HP	IFL 380V A	IFL 400V A	IFL 420V A		IFL 440V A	IFL 460V A	IFL 480V A					Rated Torque TST/ TFL	Rated Torque IST/ IFL	Rated Torque TM/ TFL		
			380-420V/50Hz				440-480V/60Hz											
Synchronous speed 3000 r/min																		
FA-IE3-80M1-2	0.75	1.0	1.7	1.62	1.54	2870	1.47	1.40	1.35	3440	80.7	0.82	2.5	2.2	7.0	2.3	62	18
FA-IE3-80M2-2	1.1	1.5	2.4	2.28	2.17	2875	2.07	1.98	1.90	3450	82.7	0.83	3.65	2.2	7.3	2.3	62	19
FA-IE3-90S-2	1.5	2.0	3.2	3.04	2.90	2880	2.76	2.64	2.53	3455	84.2	0.84	4.97	2.2	7.6	2.3	67	22
FA-IE3-90L-2	2.2	3.0	4.6	4.37	4.16	2880	3.97	3.80	3.64	3455	85.9	0.85	7.3	2.2	7.6	2.3	67	25
FA-IE3-100L-2	3	4.0	6	5.70	5.43	2880	5.18	4.96	4.75	3455	87.1	0.87	9.95	2.2	7.6	2.3	74	37
FA-IE3-112M-2	4	5.5	7.8	7.41	7.06	2915	6.74	6.44	6.18	3495	88.1	0.88	13.1	2.2	8.3	2.3	77	47
FA-IE3-132S1-2	5.5	7.5	10.6	10.1	9.59	2935	9.15	8.76	8.39	3520	89.2	0.88	17.9	2.0	8.3	2.3	79	68
FA-IE3-132S2-2	7.5	10	14.4	13.7	13.0	2930	12.4	11.9	11.4	3515	90.1	0.88	24.4	2.0	7.9	2.3	79	75
FA-IE3-160M1-2	11	15	20.6	19.6	18.06	2950	17.8	17.0	16.3	3540	91.2	0.89	35.6	2.0	8.1	2.3	81	122
FA-IE3-160M2-2	15	20	27.9	26.5	25.2	2945	24.1	23.1	22.1	3530	91.9	0.89	48.6	2.0	8.1	2.3	81	131
FA-IE3-160L-2	18.5	25	34.2	32.5	30.9	2945	29.5	28.3	27.1	3530	92.4	0.89	60	2.0	8.2	2.3	81	150
FA-IE3-180M-2	22	30	40.5	38.5	36.6	2950	35.0	33.5	32.1	3540	92.7	0.89	71.32	2.0	8.2	2.3	83	193
FA-IE3-200L1-2	30	40	54.9	52.2	49.7	2965	47.4	45.4	43.5	3555	93.3	0.89	96.6	2.0	7.6	2.3	84	255
FA-IE3-200L2-2	37	50	67.4	64.0	61.0	2965	58.2	55.7	53.4	3555	93.3	0.89	119	2.0	7.6	2.3	84	275
FA-IE3-225M-2	45	60	80.8	76.8	73.1	2965	69.8	66.8	64.0	3555	93.7	0.90	145	2.0	7.7	2.3	86	326
FA-IE3-250M-2	55	75	98.5	93.6	89.1	2975	85.1	81.4	78.0	3570	94.0	0.90	177	2.0	7.7	2.3	89	417
FA-IE3-280S-2	75	100	134	127.3	121.2	2975	115.7	110.7	106.1	3570	94.3	0.90	241	1.8	7.1	2.3	91	540
FA-IE3-280M-2	90	120	160	152.0	144.8	2985	138.2	132.2	126.7	3570	94.7	0.90	289	1.8	7.1	2.3	91	596
FA-IE3-315S-2	110	150	195	185.3	176.4	2985	168.4	161.1	154.4	3580	95.0	0.90	352	1.8	7.1	2.3	92	965
FA-IE3-315M-2	132	180	234	222.3	211.7	2985	202.1	193.3	185.3	3580	95.2	0.90	422	1.8	7.1	2.3	92	1070
FA-IE3-315L1-2	160	220	279	265.1	252.4	2985	241.0	230.5	220.9	3580	95.4	0.90	512	1.8	7.2	2.3	92	1150
FA-IE3-315L2-2	200	270	349	331.6	315.8	2985	301.4	288.3	276.3	3580	95.6	0.91	640	1.8	7.2	2.2	92	1210
FA-IE3-355M-2	250	340	436	414.2	394.5	2985	376.6	360.2	345.2	3580	95.8	0.91	800	1.6	7.2	2.2	100	1670
FA-IE3-355L-2	315	430	549	521.6	496.7	2985	474.1	453.5	434.6	3580	95.8	0.91	1008	1.6	7.2	2.2	100	1865


Type FA-IE3	Rated Output		Rated Current			Rated Speed (r/min)	Rated Current			Rated Speed (r/min)	Efficiency %	Power Factor Cos φ	Rated Torque N.m	Locked Torque	Locked Current	Max. Torque	Noise Level Lw dB (A)	Weight (Kg)
	kW	HP	IFL 380V A	IFL 400V A	IFL 420V A		IFL 440V A	IFL 460V A	IFL 480V A					Rated Torque TST/ TFL	Rated Torque IST/ IFL	Rated Torque TM/ TFL		
			380-420V/50Hz				440-480V/60Hz											
Synchronous speed 1500 r/min																		
FA-IE3-80M2-4	0.75	1.0	1.80	1.71	1.63	1430	1.55	1.49	1.43	1715	82.5	0.75	5.01	2.30	6.60	2.30	56	20
FA-IE3-90S-4	1.1	1.5	2.60	2.47	2.35	1430	2.25	2.15	2.06	1715	84.1	0.76	7.35	2.30	6.80	2.30	59	23
FA-IE3-90L-4	1.5	2.0	3.50	3.33	3.17	1430	3.02	2.89	2.77	1715	85.3	0.77	10	2.30	7.00	2.30	59	26
FA-IE3-100L1-4	2.2	3.0	4.80	4.56	4.34	1440	4.15	3.97	3.80	1725	86.7	0.81	14.6	2.30	7.60	2.30	64	37
FA-IE3-100L2-4	3	4.0	6.30	5.99	5.70	1440	5.44	5.20	4.99	1725	87.7	0.82	19.9	2.30	7.60	2.30	64	42
FA-IE3-112M-4	4	5.5	8.40	7.98	7.60	1455	7.25	6.94	6.65	1745	88.6	0.82	26.3	2.20	7.80	2.30	65	49
FA-IE3-132S-4	5.5	7.5	11.2	10.6	10.1	1465	9.67	9.25	8.87	1755	89.6	0.83	35.9	2.00	7.90	2.30	71	70
FA-IE3-132M-4	7.5	10.0	15.0	14.3	13.6	1465	13.0	12.4	11.9	1755	90.4	0.84	48.9	2.00	7.50	2.30	71	84
FA-IE3-160M-4	11	15	21.5	20.4	19.5	1470	18.0X	17.8	17.0	1760	91.4	0.85	71.5	2.00	7.70	2.30	73	130
FA-IE3-160L-4	15	20	28.8	27.4	26.1	1470	24.9	23.8	22.8	1760	92.1	0.86	97.4	2.00	7.80	2.30	73	148
FA-IE3-180M-4	18.5	25	35.3	33.5	31.9	1470	30.5	29.2	28.0	1760	92.6	0.86	120	2.00	7.80	2.30	76	192
FA-IE3-180L-4	22	30	41.8	39.7	37.8	1470	36.1	34.5	33.1	1760	93.0	0.86	143	2.00	7.80	2.30	76	206
FA-IE3-200L-4	30	40	56.6	53.8	51.2	1475	48.9	46.8	44.8	1770	93.6	0.86	194	2.00	7.30	2.30	76	275
FA-IE3-225S-4	37	50	69.6	66.1	63.0	1480	60.1	57.5	55.1	1775	93.9	0.86	239	2.00	7.40	2.30	78	325
FA-IE3-225M-4	45	60	84.4	80.2	76.4	1480	72.9	69.7	66.8	1775	94.2	0.86	290	2.00	7.40	2.30	78	350
FA-IE3-250M-4	55	75	103.0	97.9	93.2	1485	89.0	85.1	81.5	1780	94.6	0.86	354	2.00	7.40	2.30	79	435
FA-IE3-280S-4	75	100	136.0	129.2	123.1	1490	117.5	112.4	107.7	1785	95.0	0.88	481	2.00	6.70	2.30	80	585
FA-IE3-280M-4	90	120	163.0	154.9	147.5	1490	140.8	134.7	129.0	1785	95.2	0.88	577	2.00	6.90	2.30	80	653
FA-IE3-315S-4	110	150	197.0	187.2	178.2	1490	170.1	162.7	156.0	1785	95.4	0.89	705	2.00	7.00	2.20	88	1010
FA-IE3-315M-4	132	180	236.0	224.2	213.5	1490	203.8	195.0	186.8	1785	95.6	0.89	846	2.00	7.00	2.20	88	1140
FA-IE3-315L1-4	160	220	285.0	270.8	257.9	1490	246.1	235.4	225.6	1785	95.8	0.89	1026	2.00	7.10	2.20	88	1210
FA-IE3-315L2-4	200	270	352.0	334.4	318.5	1490	304.0	290.8	278.7	1785	96.0	0.90	1282	2.00	7.10	2.20	88	1285
FA-IE3-355M-4	250	340	440.0	418.0	398.1	1495	380.0	363.5	348.3	1790	96.0	0.90	1597	2.00	7.10	2.20	95	1680
FA-IE3-355L-4	315	430	554.0	526.3	501.2	1495	478.5	457.7	438.6	1790	96.0	0.90	2012	2.00	7.10	2.20	95	1870

Type FA-IE3	Rated Output		Rated Current			Rated Speed (r/min)	Rated Current			Rated Speed (r/min)	Efficiency %	Power Factor Cos φ	Rated Torque N.m	Locked Torque	Locked Current	Max. Torque	Noise Level Lw dB (A)	Weight (Kg)
	kW	HP	IFL 380V A	IFL 400V A	IFL 420V A		IFL 440V A	IFL 460V A	IFL 480V A					Rated Torque TST/TFL	Rated Torque IST/IFL	Rated Torque TM/TFL		
			380-420V/50Hz				440-480V/60Hz											
Synchronous speed 1000 r/min																		
FA-IE3-90S-6	0.75	1.0	2	1.90	1.81	945	1.73	1.65	1.58	1130	78.9	0.71	7.58	2.00	6.00	2.10	57	23
FA-IE3-90L-6	1.1	1.5	2.8	2.66	2.53	950	2.42	2.31	2.22	1140	81.0	0.73	11.1	2.00	6.50	2.10	57	26
FA-IE3-100L-6	1.5	2.0	3.8	3.61	3.44	950	3.28	3.14	3.01	1140	82.5	0.73	15.1	2.00	6.60	2.10	61	36
FA-IE3-112M-6	2.2	3.0	5.4	5.13	4.89	965	4.66	4.46	4.28	1155	84.3	0.74	21.8	2.00	6.80	2.10	65	46
FA-IE3-132S-6	3	4.0	7.2	6.84	6.51	975	6.22	5.95	5.70	1170	85.6	0.74	29.4	1.90	6.80	2.10	69	63
FA-IE3-132M1-6	4	5.5	9.5	9.03	8.60	975	8.20	7.85	7.52	1170	86.8	0.74	39.2	1.90	7.00	2.10	69	76
FA-IE3-132M2-6	5.5	7.5	12.7	12.1	11.5	975	11.0	10.5	10.1	1170	88.0	0.75	53.9	1.90	7.00	2.10	69	83
FA-IE3-160M-6	7.5	10.0	16.2	15.4	14.7	980	14.0	13.4	12.8	1175	89.1	0.79	73.1	1.90	7.00	2.10	70	120
FA-IE3-160L-6	11	15	23.1	22.0	20.9	980	20.0	19.1	18.3	1175	90.3	0.80	107	1.90	7.20	2.10	70	145
FA-IE3-180L-6	15	20	30.9	29.4	28.0	980	26.7	25.5	24.5	1175	91.2	0.81	146	1.90	7.30	2.10	73	188
FA-IE3-200L1-6	18.5	25	37.8	35.9	34.2	985	32.7	31.2	29.9	1180	91.7	0.81	197	1.90	7.30	2.10	73	242
FA-IE3-200L2-6	22	30	44.8	42.6	40.5	985	38.7	37.0	35.5	1180	92.2	0.81	213	1.90	7.40	2.10	73	262
FA-IE3-225M-6	30	40	59.1	56.2	53.5	985	51.0	48.8	46.8	1180	92.9	0.83	291	1.90	6.90	2.10	74	320
FA-IE3-250M-6	37	50	71.7	68.1	64.9	985	61.9	59.2	56.8	1180	93.3	0.84	359	1.90	7.10	2.10	76	398
FA-IE3-280S-6	45	60	85.8	81.5	77.6	990	74.1	70.9	67.9	1185	93.7	0.85	434	1.90	7.30	2.00	78	532
FA-IE3-280M-6	55	75	103	97.9	93.2	990	89.0	85.1	81.5	1185	94.1	0.86	531	1.90	7.30	2.00	78	583
FA-IE3-315S-6	75	100	143	135.9	129.4	990	123.5	118.1	113.2	1185	94.6	0.84	723	1.90	6.60	2.00	83	965
FA-IE3-315M-6	90	120	170	161.5	153.8	990	146.8	140.4	134.6	1185	94.9	0.85	868	1.90	6.70	2.00	83	1085
FA-IE3-315L1-6	110	150	207	196.7	187.3	990	178.8	171.0	163.9	1185	95.1	0.85	1061	1.90	6.70	2.00	83	1175
FA-IE3-315L2-6	132	180	244	231.8	220.8	990	210.7	201.6	193.2	1185	95.4	0.86	1273	1.90	6.80	2.00	83	1230
FA-IE3-355M1-6	160	220	296	281.2	267.8	995	255.6	244.5	234.3	1190	95.6	0.86	1536	1.90	6.80	2.00	83	1575
FA-IE3-355M2-6	200	270	365	346.8	330.2	995	315.2	301.5	289.0	1190	95.8	0.87	1920	1.90	6.80	2.00	85	1760
FA-IE3-355L-6	250	340	456	433.2	412.6	995	393.8	376.7	361.0	1190	95.8	0.87	2399	1.90	6.80	2.00	85	1920

BEST EQUIPMENT

FUJITA
HEAVY DUTY ELECTRIC MOTORS

ALUMINIUM THREE-PHASE ASYNCHRONOUS MOTOR



FA-MS SERIES

FA-MS series Aluminum housing three phase asynchronous motors are developed from Y2 series three phase asynchronous motors, since aluminum-alloy material has been introduced into its housing, end shield, terminal box and removable feet, MS series Aluminum housing motors owns a beautiful appearance and a smooth surface. Despite that, dimensions and output power of MS series aluminum-housing motors are the same as those of Y2 series three phase asynchronous motors.

FA-MS series Aluminum housing motors have lots of futures such as high efficiency and energy saving, large starting torque, excellent performance, low noise and vibration, compact structure, high reliability, easy operation and etc. Operating conditions of FA-MS series Aluminum housing motors are identical with Y2 series motors, while efficiency class are in line with National standard GB 18613-2012 class, simultaneously, we supply MS series aluminum-housing motors in conformity with IE2 standard for customers.

DETAILS

SITE CONDITIONS

FA-MAS Series series motors are suitable for most occasions and environments. The standard working conditions of the motor are -20°C to +40°C, and the altitude is 1000 meters.

TEMPERATURE RISE AND INSULATION

The motor is designed according to Class F insulation (155°C), and is assessed according to Class B insulation (80K), The service life and reliability of the motor are guaranteed.

COOLING AND VENTILATION

The standard cooling method is Totally Enclosed Fan Cooling (TEFC). Standard motors are fitted with flow-through plastic fans. Comply with IC411 in IEC 60034-6.

DEGREE OF PROTECTION

The protection grade of the motor is IP55 and can be used in dusty or humid environments. Motors with higher protection levels can also be provided according to customer requirements.

MOTOR PROTECTION

Winding and bearing temperature measurement and protection devices such as PTC and PT100 can be installed according to requirements.

VOLTAGE FREQUENCY

The standard motor is 380V/50HZ. A 50Hz motor with any voltage within the range of 200-660V can be designed. It can still work well when the power supply voltage deviates from the rated voltage $\pm 5\%$.

VIBRATION

When the vibration speed class of FA-IE1/FA-IE2/FA-IE3 series motors meets the special requirements of class A at no-load, class B motors can be provided.

JUNCTION BOX LOCATION

The terminal box is above or on the right side of the base for standard FA-IE1/FA-IE2/FA-IE3 series motors.

QUALITY ASSURANCE

From product design to product delivery, follow the ISO9001 quality certification system and strictly abide by the quality procedures.

1. The ambient air temperature varies with the seasons, but it does not exceed 35°C (coal mine underground) or 40°C (factory), and the minimum ambient air temperature is -15°C.
2. The altitude does not exceed 1000m.
3. The maximum relative temperature of the ambient air is not higher than 25°C (for factory use).
4. The rated voltage is 380V, 660V, 1140V, 380V/660V, 660/1140V.
5. The rated frequency is 50Hz.
6. The rating of the motor is the continuous rating based on the continuous duty system (S1), and it is allowed to start with full voltage.
7. The motor adopts Class F insulation, and the temperature rise of the fixed winding (resistance method) is assessed by 80K (the 2nd and 4th poles of frame size 315L and frame size 355 are allowed to be assessed by 105K).



Technical data 2 poles, 4 poles, 6 poles 380V/50Hz 2pole, 4pole, 6pole 380V 50Hz

Type FA-MS	Rated Power Rated Output		Electric Current A			Rotating speed r/min	Efficiency Eff n%	power factor P.F	Rated torque Tn N.m	Stall torque Rated torque Tst Tn	Maximum torque Rated torque Tmax Tn	Stall current rated current Ist Ln	Noise dB (A)	Weight (Kg)
	kW	HP	380V	400	V415V									
FA-MS-63MI-2	0.18	0.25	0.53	0.50	0.49	2720	65	0.8	0.63	2.2	2.0	5.5	58	4.8
FA-MS-63M2-2	0.25	0.35	0.69	0.66	0.63	2720	68	0.81	0.88	2.2	2.2	5.5	58	5.1
FA-MS-71MI-2	0.37	0.5	0.99	0.94	0.91	2740	70	0.81	1.29	2.2	2.2	6.1	61	6.0
FA-MS-71M2-2	0.55	0.75	1.40	1.33	1.28	2740	73	0.82	1.92	2.2	2.3	6.1	61	6.5
FA-MS-80MI-2	0.75	1.0	1.77	1.68	1.62	2830	77.4	0.83	2.53	2.2	2.3	6.1	64	8.7
FA-MS-80M2-2	1.1	1.5	2.50	2.38	2.29	2830	79.6	0.84	3.71	2.2	2.3	7.0	64	9.5
FA-MS-90S-2	1.5	2.0	3.34	3.17	3.06	2840	81.3	0.84	5.04	2.2	2.3	7.0	69	11.8
FA-MS-90L-2	2.2	3.0	4.73	4.49	4.33	2840	83.2	0.85	7.04	2.2	2.3	7.0	69	13.5
FA-MS-100L-2	3.0	4.0	6.19	5.88	5.67	2870	84.6	0.87	9.98	2.2	2.3	7.5	73	21.0
FA-MS-112M-2	4.0	5.5	8.05	7.65	7.37	2890	85.8	0.88	12.22	2.2	2.3	7.5	74	28.0
FA-MS-132S1-2	5.5	7.5	10.9	10.4	10.0	2900	87	0.88	18.11	2.2	2.3	7.5	77	39.0
FA-MS-132S2-2	7.5	10	14.7	14.0	13.5	2900	88.1	0.88	24.70	2.2	2.3	7.5	77	44.5
FA-MS-132M-2	9	12	17.6	16.6	16.0	2930	88.1	0.88	29.6	2.2	2.3	7.5	77	46.5
FA-MS-160MI-2	11	15	21	20.0	19.2	2930	89.4	0.89	35.82	2.2	2.3	7.5	83	69.2
FA-MS-160M2-2	15	20	28.4	27.0	26.0	2930	90.3	0.89	48.89	2.2	2.3	7.5	83	78.0
FA-MS-160L-2	18.5	25	34.4	32.7	31.5	1310	90.9	0.90	60.30	2.2	2.3	7.5	83	88.5
FA-MS-63MI-4	0.12	0.18	0.44	0.42	0.40	1310	57.0	0.72	0.87	2.1	2.3	4.4	48	4.8
FA-MS-63M2-4	0.18	0.25	0.62	0.59	0.57	1310	60.0	0.73	1.31	2.1	2.2	4.4	48	5.1
FA-MS-71MI-4	0.25	0.35	0.79	0.75	0.72	1310	65.0	0.74	1.80	2.1	2.2	5.5	53	6.0
FA-MS-71M2-4	0.37	0.5	1.12	1.06	1.03	1390	67.0	0.75	2.66	2.1	2.2	5.5	53	6.3
FA-MS-80MI-4	0.55	0.75	1.57	1.49	1.44	1390	71.0	0.75	3.78	2.4	2.2	5.2	58	9.4
FA-MS-80M2-4	0.75	1	1.88	1.79	1.72	1400	73.0	0.76	5.15	2.3	2.3	6.0	58	10.8
FA-MS-90S-4	1.1	1.5	2.67	2.54	2.44	1400	75.0	0.77	7.5	2.3	2.3	6.0	59	12.0
FA-MS-90L-4	1.5	2	3.48	3.31	3.19	1430	78.0	0.79	10.23	2.3	2.3	6.0	59	13.8
FA-MS-100L1-4	2.2	3	4.9	4.65	4.49	1430	80.0	0.81	14.69	2.3	2.3	7.0	61	21
FA-MS-100L2-4	3	4	6.5	6.18	5.95	140	82.0	0.82	20.03	2.3	2.3	7.0	61	23.5
FA-MS-112M-4	4	5.5	8.56	8.13	7.84	1440	84.0	0.82	26.53	2.3	2.3	7.0	62	29.5
FA-MS-132S-4	5.5	7.5	11.5	10.9	10.5	1440	85.0	0.83	36.48	2.3	2.3	7.0	69	41.0
FA-MS-132M-4	7.5	10	15.3	14.5	14.0	1440	87.0	0.84	49.74	2.3	2.3	7.0	69	47.5
FA-MS-132MI-4	9	12	18.3	17.4	16.8	1460	87.0	0.84	59.69	2.3	2.3	7.0	69	48.5
FA-MS-160MI-4	11	15	22.2	21.1	20.3	1460	88.0	0.84	71.95	2.3	2.3	7.0	72	72.5
FA-MS-160L-4	15	20	29.6	28.1	27.1	1460	89.0	0.85	98.12	2.2	2.3	3.5	72	85.6
FA-MS-63MI-4	0.09	0.12	0.52	0.49	0.48	840	44.0	0.60	1.02	2.2	2.3	3.5	48	4.8
FA-MS-63M2-4	0.12	0.18	0.63	0.60	0.58	840	48.0	0.60	1.36	1.8	1.9	3.5	48	5.1
FA-MS-71MI-6	0.18	0.25	0.74	0.70	0.68	850	56.0	0.66	2.02	1.8	1.9	4.0	49	6.0
FA-MS-71M2-6	0.25	0.37	0.95	0.90	0.87	850	59.0	0.68	2.81	1.9	2.0	4.0	49	6.3
FA-MS-80MI-6	0.37	0.5	1.3	1.24	1.19	890	62	0.70	3.97	1.9	2.0	4.7	51	8.9
FA-MS-80M2-6	0.55	0.75	1.79	1.70	1.64	890	65.0	0.72	5.90	1.9	2.0	4.7	51	10.4
FA-MS-90S-6	0.75	1	2.09	1.99	1.91	910	69.30	0.72	7.87	1.9	2.1	5.5	54	12.1
FA-MS-90L-6	1.1	1.5	2.93	2.78	2.68	910	72.0	0.73	11.54	2.0	2.1	5.5	54	13.7
FA-MS-100L-6	1.5	2	3.81	3.62	3.49	940	76.0	0.75	15.24	2.0	2.1	5.5	58	23.0
FA-MS-112M-6	2.2	3	5.38	5.11	4.93	940	79.0	0.76	22.35	2.0	2.1	6.5	62	28.2
FA-MS-132S-6	3	4	7.2	6.84	6.59	960	81.0	0.76	29.84	2.1	2.1	6.5	66	40.3
FA-MS-132MI-6	4	5.5	9.45	8.98	8.65	960	82.0	0.76	39.79	2.1	2.1	6.5	66	43.0
FA-MS-132M2-6	5.5	7.5	2.6	12.0	11.50	960	84.0	0.77	54.71	2.1	2.1	6.5	66	47.2
FA-MS-160M-6	7.5	10	17	16.2	15.60	970	87.0	0.77	73.84	2.0	2.1	6.5	70	70.6
FA-MS-160L-6	11	15	24.2	23.0	22.20	970	89.0	0.78	108.30	2.0	2.1	6.5	70	85.0

BEST EQUIPMENT

ELECTRO MAGNETIC BRAKE THREE-PHASE ASYNCHRONOUS MOTOR

FA-YEJ2 SERIES

The FA-YEJ2 series electromagnetic brake motor is an improved product of the FA-YEJ series, which meets the requirements of the national standard JBT6456-2010, and its electrical performance meets the technical standards of the YE2 series motor. This series of brake motors.

The motive is that an electromagnetic brake is installed at the end of the non-dragging shaft of the motor. When the motor loses power, the brake disc of the electromagnetic brake is automatically pressed against the back cover of the motor to generate a frictional braking force to stop the motor.

Rotate, no-load braking time random seat number from small to large, is 0.15~0.45S. Brake power must pull the motor. Power is synchronized.

FA-YEJ2 series motors are widely used in mechanical processing machines. Bed and conveying machinery and packaging, woodworking, food, chemical, textile, construction, shops, rolling doors and other machinery as the driving force.

FUJITA
HEAVY DUTY ELECTRIC MOTORS




**Excellent
Motor**



**Efficient
Power**



**Heavy Duty
Product**



TECHNICAL DATA	
Centre height of frame	≤100mm, AC220V (after commutate99V)
Centre height of frame	≥112mm, Ac380v (after commutate170V)
Power range	0.12~45kW
Rated voltage	380V or order
Rated frequency	50Hz or 60Hz
Protection class	IP54 (or Ip55)
Insulation class	B/F Duty type: S1

Rated Voltage:380V, Frequency: 50Hz


Type FA-YEJ2	Power	Rotating Speed	Electric Current	Efficient	Power Factor	Static Braking Torque	No-load System Moving time	Excitation Power	Stall Current Rated Current	Stall torque Rated Torque	Maximum Torque Rated Torque	Weight
	kW	r/min	A	Eff n %	P.F	(Nm)	S	W	Ist In	Tst Tn	Tmax Tn	Kg
Synchronous Speed 3000 r/min												
FA-YEJ2-631-2	0.18	2720	0.53	65	0.80	4	0.20	18	5.5	2.2	2.2	12
FA-YEJ2-632-2	0.25	2720	0.69	68	0.81	4	0.20	18	5.5	2.2	2.2	13
FA-YEJ2-711-2	0.37	2740	0.99	70	0.81	4	0.20	18	6.1	2.2	2.2	14
FA-YEJ2-712-2	0.55	2740	1.40	73	0.82	4	0.20	18	6.1	2.2	2.3	15
FA-YEJ2-801-2	0.75	2845	1.83	75	0.83	7.5	0.20	30	6.1	2.2	2.3	17
FA-YEJ2-802-2	1.1	2840	2.58	77	0.84	7.5	0.20	30	7.0	2.2	2.3	18
FA-YEJ2-90S-2	1.5	2840	3.43	79	0.84	15	0.20	50	7.0	2.2	2.3	23
FA-YEJ2-90L-2	2.2	2840	4.85	81	0.85	15	0.20	50	7.0	2.2	2.3	26
FA-YEJ2-100L-2	3.0	2860	6.31	83	0.85	30	0.20	65	7.5	2.2	2.3	37
FA-YEJ2-112M-2	4.0	2880	8.10	85	0.87	40	0.25	90	7.5	2.2	2.3	45
FA-YEJ2-132S1-2	5.5	2900	11.0	86	0.88	75	0.25	90	7.5	2.2	2.3	59
FA-YEJ2-132S2-2	7.5	2900	14.9	87	0.88	75	0.25	90	7.5	2.2	2.3	72
FA-YEJ2-160M1-2	11	2030	21.3	88	0.89	150	0.35	150	7.5	2.2	2.3	120
FA-YEJ2-160M2-2	15	2930	28.8	89	0.89	150	0.35	150	7.5	2.2	2.3	130
FA-YEJ2-160L-2	18.5	2930	34.7	90	0.90	150	0.35	150	7.5	2.2	2.3	149
Synchronous Speed 1500 r/min												
FA-YEJ2-631-4	0.12	1310	0.44	57	0.72	4	0.20	18	4.4	2.1	2.2	13
FA-YEJ2-632-4	0.18	1310	0.62	60	0.73	4	0.20	18	4.4	2.1	2.2	14
FA-YEJ2-711-4	0.25	1330	0.79	65	0.74	4	0.20	18	5.2	2.1	2.2	15
FA-YEJ2-712-4	0.35	1330	1.12	67	0.75	4	0.20	18	5.2	2.1	2.2	16
FA-YEJ2-801-4	0.55	1390	1.57	71	0.75	7.5	0.20	30	5.2	2.4	2.3	17
FA-YEJ2-802-4	0.75	1380	2.03	73	0.76	7.5	0.20	30	6.0	2.3	2.3	18
FA-YEJ2-90S-4	1.1	1390	0.89	75	0.77	15	0.20	50	6.0	2.3	2.3	22
FA-YEJ2-90L-4	1.5	1390	3.70	78	0.79	15	0.20	50	6.0	2.3	2.3	27
FA-YEJ2-100L1-4	2.2	1410	5.16	80	0.81	30	0.20	65	7.0	2.3	2.3	34
FA-YEJ2-100L2-4	3.0	1410	6.78	82	0.82	30	0.20	65	7.0	2.3	2.3	38
FA-YEJ2-112M-4	4.0	1435	8.80	84	0.82	40	0.25	90	7.0	2.3	2.3	48
FA-YEJ2-132S-4	5.5	1440	11.7	85	0.83	75	0.25	90	7.0	2.3	2.3	71
FA-YEJ2-132M-4	7.5	1440	15.6	87	0.84	75	0.25	90	7.0	2.3	2.3	83
FA-YEJ2-160M-4	11	1460	22.3	88	0.84	150	0.35	150	7.0	2.2	2.3	128
FA-YEJ2-160L-4	15	1460	30.1	89	0.85	150	0.35	150	7.5	2.2	2.3	142

Rated Voltage:380V, Frequency: 50Hz

Type FA-YEJ2	Power	Rotating Speed	Electric Current	Efficient	Power Factor	Static Braking Torque	No-load System Moving time	Excitation Power	Stall Current Rated Current	Stall torque Rated Torque	Maximum Torque Rated Torque	Weight
	kW	r/min	A	Eff n %	P.F	(Nm)	S	W	Ist In	Tst Tn	Tmax Tn	Kg
Synchronous Speed 1000 r/min												
FA-YEJ2-71I-6	0.18	850	0.74	56	0.66	4	0.20	18	4.0	1.9	2.0	9.5
FA-YEJ2-712-6	0.25	850	0.95	59	0.68	4	0.20	18	4.0	1.9	2.0	11
FA-YEJ2-801-6	0.37	855	1-30	62	0.70	7.5	0.20	30	4.7	1.9	2.0	17
FA-YEJ2-802-6	0.55	855	1.79	65	0.72	7.5	0.20	30	4.7	1.9	2.1	19
FA-YEJ2-90S-6	0.75	910	2.29	69	0.72	15	0.20	50	5.5	2.0	2.1	22
FA-YEJ2-90L-6	1.1	910	3.18	72	0.73	15	0.20	50	5.5	2.0	2.1	28
FA-YEJ2-100L-6	1.5	920	3.94	76	0.75	30	0.20	65	5.5	2.0	2.1	34
FA-YEJ2-112M-6	2.2	935	5.60	79	0.76	40	0.25	90	6.5	2.0	2.1	42
FA-YEJ2-132S-6	3.0	960	7.40	81	0.76	75	0.25	90	6.5	2.1	2.1	68
FA-YEJ2-132MI-6	4.0	960	9.80	82	0.76	75	0.25	90	6.5	2.1	2.1	79
FA-YEJ2-132M2-6	5.5	960	12.9	84	0.77	75	0.25	90	6.5	2.1	2.1	87
FA-YEJ2-160M-6	7.5	970	17.0	86	0.77	150	0.35	150	6.5	2.0	2.1	122
FA-YEJ2-160L-6	11	970	24.2	87.5	0.78	150	0.35	150	6.5	2.0	2.1	141
Synchronous Speed 750 r/min												
FA-YEJ2-801-8	0.18	645	0.88	51	0.61	7.5	0.20	18	4.4	2.1	2.2	13
FA-YEJ2-802-8	0.25	645	1.15	54	0.61	7.5	0.20	18	4.4	2.1	2.2	14
FA-YEJ2-90S-8	0.37	670	1.49	62	0.61	15	0.20	18	5.2	2.1	2.2	15
FA-YEJ2-90L-8	0.55	680	2.18	63	0.61	15	0.20	18	5.2	2.1	2.2	16
FA-YEJ2-100L-8	0.75	680	2.17	71	0.67	30	0.20	30	5.2	2.4	2.3	17
FA-YEJ2-100L2-8	1.1	680	2.39	73	0.69	30	0.20	30	6.0	2.3	2.3	18
FA-YEJ2-112M-8	1.5	690	4.50	75	0.69	40	0.25	50	6.0	2.3	2.3	22
FA-YEJ2-132S-8	2.2	705	6.00	78	0.71	75	0.25	50	6.0	2.3	2.3	27
FA-YEJ2-132M-8	3.0	705	7.90	79	0.73	75	0.25	65	7.0	2.3	2.3	34
FA-YEJ2-160MI-8	4.0	720	10.3	81	0.73	150	0.35	65	7.0	2.3	2.3	38
FA-YEJ2-160M2-8	5.5	720	13.6	83	0.74	150	0.35	90	7.0	2.3	2.3	48
FA-YEJ2-160L-8	7.5	720	17.8	85.5	0.75	150	0.35	90	7.0	2.3	2.3	71
								90	7.0	2.3	2.3	83
								150	7.0	2.2	2.3	128
								150	7.5	2.2	2.3	142

EXCELLENT MOTOR

INVERTER DUTY THREE-PHASE
ASYNCHRONOUS MOTOR




FUJITA
HEAVY DUTY ELECTRIC MOTORS

BEST EQUIPMENT INVERTER DUTY THREE-PHASE ASYNCHRONOUS MOTOR

FUJITA
HEAVY DUTY ELECTRIC MOTORS

FA-YVF2 SERIES

FA-YVF2 series inverter duty three-phase asynchronous motor are suitable for running in frequency change and speed regulation system which the power is supplied by a frequency converter. This new series of product designed unitedly in the country can be mated with II kinds of SPWM frequency changer and speed regulation devices and is equipped with a separate cooling fan which ensure the motor for good cool in gat various speed. They can be used in machine tool, metal lusic industry, textle, printing and dyeing, transportation, chemical industry, mine and for seep regulation of fans and pumps.



Technical Data

Centre height of frame	80-355mm
Power range	0.55-315kW
Rated voltage	380V or order

Rated frequency	50Hz or 60Hz
Protection class	IP54 or IP55
Insulation class	F
Duty type	S1

Type No. FA-YVF2	Power	Electric Current	Rotating Speed	Efficient	Power Factor	Static Braking Torque	Noise	Constant Torque Frequency Range Hz	Constant Output Frequency Range Hz		
	kW	A	r/min	Eff n %	P.F	Nm	dB (A)				
Synchronous Speed 3000 r/min											
FA-YVF2-80M1-2	0.75	1.83	2845	75.0	0.83	2.52	73	5-50	50-60		
FA-YVF2-80M2-2	1.1	2.61	2845	76.2	0.84	3.69	73				
FA-YVF2-90S-2	1.5	9.46	2840	78.5	0.84	5.04	76				
FA-YVF2-90L-2	2.2	4.85	2840	81.0	0.85	7.40	76				
FA-YVF2-100L-2	3	6.34	2840	82.6	0.87	10.1	79				
FA-YVF2-112M-2	4	8.20	2860	81.2	0.88	13.3	80				
FA-YVF2-132S1-2	5.5	11.1	2880	85.7	0.88	18.1	86				
FA-YVF2-132S2-2	7.5	14.9	2900	87.0	0.88	24.7	86				
FA-YVF2-160M1-2	11	21.2	2900	88.4	0.89	35.9	90				
FA-YVF2-160M2-2	15	28.6	2930	89.4	0.90	48.9	90				
FA-YVF2-160L-2	18.5	34.7	2930	90.0	0.90	60.3	90				
FA-YVF2-180M-2	22	41.0	2930	90.5	0.90	71.5	91				
FA-YVF2-200L1-2	30	55.4	2940	91.4	0.90	97.0	92				
FA-YVF2-200L2-2	37	67.9	2950	92.0	0.90	120	92				
FA-YVF2-225M-2	45	82.1	2950	92.5	0.90	145	94				
FA-YVF2-250M-2	55	99.8	2960	93.0	0.90	177	96				
FA-YVF2-280S-2	75	135	2965	93.6	0.90	241	99				
FA-YVF2-280M-2	90	160	2970	93.9	0.91	297	99				
FA-YVF2-315S-2	110	195	2970	94.0	0.91	353	105				
FA-YVF2-315M-2	132	233	2975	94.5	0.91	424	105				
FA-YVF2-315L1-2	160	279	2975	94.6	0.92	514	109				
FA-YVF2-315L2-2	185	323	2975	94.6	0.92	594	109				
FA-YVF2-315L2-2	200	348	2975	94.8	0.92	642	109				
FA-YVF2-315L3-2	220	383	2975	94.8	0.92	706	109				
FA-YVF2-355M1-2	220	383	2975	94.8	0.92	405	111				
FA-YVF2-355M-2	250	435	2980	95.0	0.92	801	111				
FA-YVF2-355L1-2	280	487	2980	95.0	0.92	897	113				
FA-YVF2-355L2-2	315	548	2980	95.0	0.92	1009	113				
FA-YVF2-355L2-2	355	617	2980	95.0	0.92	1138	113				
FA-YVF2-355L3-2	375	652	2980	95.0	0.92	1202	113				
Synchronous Speed 1500 r/min											
FA-YVF2-80M1-4	0.55	1.57	1390	71.0	0.75	3.78	73			5-50	50-100
FA-YVF2-80M2-4	0.75	2.05	1390	73.0	0.76	5.15	73				
FA-YVF2-90S-4	1.1	2.85	1390	76.2	0.77	7.56	76				
FA-YVF2-90L-4	1.5	3.68	1390	78.5	0.79	10.3	76				
FA-YVF2-100L1-4	2.2	5.09	1410	81.0	0.81	14.9	79				
FA-YVF2-100L2-4	3	6.73	1410	82.6	0.82	20.3	79				
FA-YVF2-112M-4	4	8.80	1440	84.2	0.82	26.5	80				
FA-YVF2-132S-4	5.5	11.7	1440	85.7	0.83	36.5	86				
FA-YVF2-132M-4	7.5	15.6	1440	87.0	0.84	49.7	86				
FA-YVF2-160M-4	11	22.5	1460	88.4	0.84	72.0	90				
FA-YVF2-160L-4	15	30.0	1460	89.4	0.85	98.1	90				
FA-YVF2-180M-4	18.5	36.3	1470	90.0	0.86	120	91				
FA-YVF2-180L-4	22	42.9	1470	90.5	0.86	143	91				
FA-YVF2-200L-4	30	58.0	1470	91.4	0.86	195	92				
FA-YVF2-225S-4	37	70.2	1475	92.0	0.87	240	94				
FA-YVF2-225M-4	45	85.0	1475	92.5	0.87	291	94				
FA-YVF2-250M-4	55	103	1480	93.0	0.87	355	96				
FA-YVF2-280S-4	75	140	1480	93.6	0.87	484	99				
FA-YVF2-280M-4	90	167	1480	93.9	0.87	571	99				
FA-YVF2-315S-4	110	201	1480	94.5	0.88	710	105				
FA-YVF2-315M-4	132	240	1480	94.8	0.88	852	105				
FA-YVF2-315L1-4	160	288	1480	94.9	0.89	1032	109				
FA-YVF2-315L2-4	185	333	1480	94.9	0.89	1194	109				
FA-YVF2-315L2-4	200	360	1480	94.9	0.89	1291	109				
FA-YVF2-315L3-4	220	396	1480	94.9	0.89	1420	109				
FA-YVF2-355M1-4	220	396	1490	94.9	0.89	1410	111				
FA-YVF2-355M-4	250	444	1490	95.1	0.90	1602	111				
FA-YVF2-355L1-4	280	497	1490	95.1	0.90	1795	113				
FA-YVF2-355L-4	315	559	1490	95.1	0.90	2019	113				
FA-YVF2-355L2-4	355	630	1490	95.1	0.90	2275	113				
FA-YVF2-355L3-4	375	666	1490	95.1	0.90	2404	113				

Type No. FA-YVF2	Power	Electric Current	Rotating Speed	Efficient	Power Factor	Static Braking Torque	Noise	Constant Torque Frequency Range Hz	Constant Output Frequency Range Hz
	kW	A	r/min	Eff n %	P.F	Nm	dB (A)		
Synchronous Speed 1000 r/min									
FA-YVF2-80M1-6	0.37	1.30	885	62.0	0.70	3.99	73	5-50	50-60
FA-YVF2-80M2-6	0.55	1.79	885	65.0	0.72	5.94	73		
FA-YVF2-90S-6	0.75	2.29	910	69.0	0.72	7.87	76		
FA-YVF2-90L-6	1.1	3.18	910	72.0	0.73	11.5	76		
FA-YVF2-100L-6	1.1	4.00	920	76.0	0.75	15.6	79		
FA-YVF2-112M-6	1.5	5.57	935	79.0	0.76	22.5	80		
FA-YVF2-132S-6	2.2	7.40	960	81.0	0.76	29.8	86		
FA-YVF2-132M1-6	3	9.75	960	82.0	0.76	39.8	86		
FA-YVF2-132M2-6	4	12.9	965	84.0	0.77	54.4	86		
FA-YVF2-160M-6	5.5	17.2	970	86.0	0.77	73.8	90		
FA-YVF2-160L-6	7.5	24.5	970	87.5	0.78	108	90		
FA-YVF2-180L-6	11	31.6	970	89.0	0.81	148	91		
FA-YVF2-200L1-6	15	38.6	980	90.0	0.81	180	92		
FA-YVF2-200L2-6	18.5	44.7	980	90.0	0.83	214	92		
FA-YVF2-225M-6	22	59.3	980	91.5	0.84	292	94		
FA-YVF2-250M-6	37	71.1	980	92.0	0.86	361	96		
FA-YVF2-280S-6	45	85.9	980	92.5	0.86	439	99		
FA-YVF2-280M-6	55	105	980	92.8	0.86	536	99		
FA-YVF2-315S-6	75	142	985	93.5	0.86	727	105		
FA-YVF2-315M-6	90	170	985	93.8	0.86	873	105		
FA-YVF2-315L1-6	110	207	985	94.0	0.86	1066	109		
FA-YVF2-315L2-6	132	245	985	94.2	0.86	1280	109		
FA-YVF2-315L3-6	160	292	985	94.5	0.87	1551	109		
FA-YVF2-355M1-6	160	292	990	94.5	0.88	1543	111		
FA-YVF2-355M-6	185	338	990	94.5	0.88	1785	111		
FA-YVF2-355M2-6	200	364	990	94.8	0.88	1929	111		
FA-YVF2-355L1-6	220	401	990	94.8	0.88	2122	113		
FA-YVF2-355L-6	250	454	990	95.0	0.88	2412	113		
FA-YVF2-355L2-6	280	509	990	95.0	0.88	2701	113		
FA-YVF2-355L3-6	315	572	990	95.0	0.88	3039	113		
Synchronous Speed 750 r/min									
FA-YVF2-80M1-8	0.18	0.88	645	51.0	0.61	2.67	73	5-50	50-100
FA-YVF2-80M2-8	0.25	1.15	645	54.0	0.61	3.70	73		
FA-YVF2-90S-8	0.37	1.49	670	62.0	0.61	5.27	76		
FA-YVF2-90L-8	0.55	2.17	670	63.0	0.61	7.84	76		
FA-YVF2-100L1-8	0.75	2.40	680	71.0	0.67	10.5	79		
FA-YVF2-100L2-8	1.1	3.32	680	73.0	0.69	15.4	79		
FA-YVF2-112M-8	1.5	4.40	690	75.0	0.69	20.8	80		
FA-YVF2-132S-8	2.2	6.04	705	78.0	0.71	29.8	86		
FA-YVF2-132M-8	3	7.90	705	79.0	0.73	40.6	86		
FA-YVF2-160M1-8	4	10.3	720	81.0	0.73	53.1	90		
FA-YVF2-160M2-8	5.5	13.6	720	83.0	0.74	73.0	90		
FA-YVF2-160L-8	7.5	17.8	720	85.5	0.75	99.5	90		
FA-YVF2-180L-8	11	25.1	730	87.5	0.76	144	91		
FA-YVF2-200L-8	15	34.1	730	88.0	0.76	196	92		
FA-YVF2-225S-8	18.5	41.1	730	90.0	0.76	242	94		
FA-YVF2-225M-8	22	47.4	730	90.5	0.78	288	94		
FA-YVF2-250M-8	30	63.4	735	91.0	0.79	390	96		
FA-YVF2-280S-8	37	77.8	735	91.5	0.79	481	99		
FA-YVF2-280M-8	45	94.1	735	92.0	0.79	585	99		
FA-YVF2-315S-8	55	111	735	92.8	0.81	715	105		
FA-YVF2-315M-8	75	151	735	93.0	0.81	974	105		
FA-YVF2-315L1-8	90	178	735	93.8	0.82	1169	109		
FA-YVF2-315L2-8	110	217	735	94.0	0.82	1429	109		
FA-YVF2-355M1-8	132	261	740	93.7	0.82	1704	111		
FA-YVF2-355M2-8	160	315	740	94.2	0.82	2065	111		
FA-YVF2-355L1-8	185	364	740	94.2	0.82	2388	113		
FA-YVF2-355L-8	200	387	740	94.5	0.83	2581	113		
FA-YVF2-355L2-8	220	426	740	94.5	0.83	2839	113		
FA-YVF2-355L3-8	250	484	740	94.5	0.83	3226	113		

BEST EQUIPMENT

TWO-CAPACITOR SINGLE-PHASE ASYNCHRONOUS MOTOR

FA-ML SERIES

FA-ML Series two-value capacitor single-phase asynchronous motors are run by capacitor. Main features, small size high capacity strong starting torque, high power factor and efficiency safety and reliability in running, simple construction and easy main tenancy, it possess frame No and capacity as three-phase asynchronous motors. This series motors is of totally enclosed fan cooling structure, FA-ML series motors is suitable for machines & equipments such as full load start.

FUJITA
HEAVY DUTY ELECTRIC MOTORS




**Excellent
Motor**



**Efficient
Power**



**Heavy Duty
Product**



Operating Conditions:

Ambient temperature	-15°C < 0 < 40°C
Altitude	Not Exceeding 1000m
Rated voltage	220V/110V
Rated frequency	50Hz/60Hz
Protection class	IP44/IP54
Insulation class	Class B/F
Duty	S1 (Continuous)
Cooling method	IC411

Type FA-ML	Rated Power	Voltage	Rated Current	Rated speed	Efficiency	Power Factor	Stall Torque Rated Torque	Maximum Torque Rated Torque	Stall Torque Rated Torque	Weight
	kW	V	A	rpm	η(%)	Cos Φ	Tst/Tn	Tmax/tn	A	Kg
FA-ML6312	0.18	220	1.55	2800	63.0	0.92	2.0	1.8	5.00	5.0
FA-ML6322	0.25	220	1.80	2800	65.0	0.92	2.0	1.8	6.00	5.5
FA-ML7112	0.37	220	2.73	2800	67.0	0.92	2.3	1.8	16.0	7.0
FA-ML7122	0.55	220	3.88	2800	70.0	0.92	2.5	1.8	21.0	8.0
FA-ML8012	0.75	220	5.15	2800	72.0	0.92	2.5	1.8	30.0	8.5
FA-ML8022	1.10	220	7.02	2800	75.0	0.95	2.5	1.8	40.0	9.5
FA-ML90S-2	1.50	220	9.44	2800	76.0	0.95	2.5	1.8	55.0	12.5
FA-ML90L-2	2.20	220	13.6	2800	77.0	0.95	2.5	1.8	80.0	14.0
FA-ML100L-2	3.00	220	18.2	2800	79.0	0.95	2.5	1.8	110	20.5
FA-ML6314	0.12	220	1.25	1400	53.0	0.92	2.0	1.7	3.0	5.0
FA-ML6324	0.18	220	1.65	1400	54.0	0.92	2.0	1.7	5.0	5.5
FA-ML7114	0.25	220	1.99	1400	62.0	0.92	2.5	1.8	12.0	6.9
FA-ML7124	0.37	220	2.81	1400	65.0	0.92	2.5	1.8	16.0	8.1
FA-ML8014	0.55	220	4.00	1400	68.0	0.92	2.5	1.8	21.0	8.9
FA-ML8024	0.75	220	5.22	1400	71.0	0.92	2.5	1.8	30.0	9.6
FA-ML90S-4	1.10	220	7.20	1400	73.0	0.95	2.5	1.8	40.0	13.0
FA-ML90L-4	1.50	220	9.57	1400	75.0	0.95	2.5	1.8	55.0	16.0
FA-ML100L1-4	2.20	220	13.9	1400	76.0	0.95	2.5	1.8	88.0	23.0
FA-ML100L2-4	3.00	221	18.6	1400	77.0	0.95	2.5	1.8	110	27.0


BEST EQUIPMENT

TWO-CAPACITOR SINGLE-PHASE ASYNCHRONOUS MOTOR

FA-YL/YCL SERIES

FA-YL/YCL Series two-value capacitor single-phase asynchronous motors are run by capacitor. Main features. small size high capacity strong starting torque, high power factor and efficiency. safety and reliability in running, simple construction and easy main tenance, it possess frame No. and capacity as three-phase asynchronous motors. This series motors is totally enclosed fan-cooling structure, FA-YL/YCL series motors is suitable for machines and equipments such as full load start.

FUJITA
HEAVY DUTY ELECTRIC MOTORS



**Excellent
Motor**



**Heavy Duty
Product**



**Efficient
Power**

Operating Conditions:

Ambient temperature	-15°C < 0 < 40°C
Altitude	Not Exceeding 1000m
Rated voltage	220V/110V
Rated frequency	50Hz/60Hz
Protection class	IP44/IP54
Insulation class	Class B/F
Duty	S1 (Continuous)
Cooling method	IC411

Type FA-YL/YCL	Power Output		Voltage V	Electric Current A	Rotating speed r/min	Efficiency %	Power Factor P.F	Locked-rotor Torque, Rated Torque T _s /T _N	Locked-rotor Current, Rated Current I _s /I _N	Pull-out Torque, Rated Torque T _{max} /T _N
	HP	KW								
FA-YL/YCL7I12	0.5	0.37	220	2.73	2800	67	0.92	1.8	6.0	1.8
FA-YL/YCL7I22	0.75	0.55	220	3.88	2800	70	0.92	1.8	6.0	1.8
FA-YL/YCL8012	1	0.75	220	5.15	2810	72	0.92	1.8	6.0	1.8
FA-YL/YCL8022	1.5	1.1	220	7.02	2810	75	0.95	1.8	6.0	1.8
FA-YL/YCL90S-2	2	1.5	220	9.44	2820	76	0.95	1.8	6.0	1.8
FA-YL/YCL90L-2	3	2.2	220	13.7	2820	77	0.95	1.8	6.0	1.8
FA-YL/YCL100L-2	4	3	220	18.4	2850	78	0.95	1.8	6.0	1.8
FA-YL/YCL112M-2	5	3.7	220	22.2	2850	80	0.95	1.8	6.0	1.8
FA-YL/YCL7I14	0.33	0.25	220	1.99	1400	62	0.92	1.8	6.0	1.8
FA-YL/YCL7I24	0.5	0.37	220	2.81	1400	65	0.92	1.8	6.0	1.8
FA-YL/YCL8014	0.75	0.55	220	4.0	1410	68	0.92	1.8	6.0	1.8
FA-YL/YCL8024	1	0.75	220	5.22	1410	71	0.92	1.8	6.0	1.8
FA-YL/YCL90S-4	1.5	1.1	220	7.21	1430	73	0.95	1.8	6.0	1.8
FA-YL/YCL90L-4	2	1.5	220	9.57	1430	75	0.95	1.8	6.0	1.8
FA-YL/YCL100L1-4	3	2.2	220	13.9	1440	76	0.95	1.8	6.0	1.8
FA-YL/YCL100L2-4	4	3	220	18.6	1440	77	0.95	1.8	6.0	1.8
FA-YL/YCL112M1-4	4	3	220	18.6	1450	77	0.95	1.8	6.0	1.8
FA-YL/YCL112M2-4	5	3.7	220	23	1450	78	0.95	1.8	6.0	1.8
FA-YL/YCL132S2-4	5	3.7	220	23	1460	78	0.95	1.8	6.0	1.8
FA-YL/YCL132M-4	7.5	5.5	220	32.49	1460	81	0.95	1.8	6.0	1.8

INDOTARA®

PT. INDOTARA PERSADA

Our Marketing Office and After Sales Service Center

Head Office

50/F, Menara BCA Grand Indonesia
Jl. M.H. Thamrin No.1
Jakarta Pusat 10310
021 - 5011 2227
dee@indotara.id



Semarang Office

Wisma HSBC Lt. 6 Suite 609
Jl. Gajah Mada No.135
Semarang, Jawa Tengah 50134
024 - 40 300 892
smg.dee@indotara.id



Marketing Office

APL Tower 6th Floor No. 6 Central Park,
Jl. Letjen S. Parman Kav 28,
Jakarta Barat - 11440
021 - 5011 2227
dee@indotara.id



Medan Office

Sutomo Tower Lantai 5H
Jl. Sutomo Ujung No.28,
Kota Medan, Sumatera Utara 20235
061 - 50 300 594
mdn.dee@indotara.id



Graha Indotara

Millenium Industrial Estate
Jl. Millenium 22 Blok R3 No. 1
Cikupa, Tangerang - Banten 15720
021 - 5011 2227
dee@indotara.id



Makassar Office

Fajar Graha Pena Lt. 5
Jl. Urip Sumoharjo No. 20,
Makassar - South Sulawesi 90234
021 - 5011 2227
mks.dee@indotara.id



Bandung Office

Wisma HSBC Lt. 6 Suite B
Jl. Asia Afrika No. 116
Bandung, Jawa Barat 40112
021 - 5011 2227
bdg.dee@indotara.id



Balikpapan Office

Panin Tower Lt. 8 - Grand Sudirman
Jl. Jendral Sudirman No.7 Klandasan Ilir,
Balikpapan Kota, Kalimantan Timur 76114
021 - 5011 2227
bpp.dee@indotara.id



Surabaya Office

Japfa Indoland Center, Tower I Lt. 10/1008
Jl. Jendral Basuki Rahmat 129-137
Surabaya 60271
031 - 3360 1490
sby.dee@indotara.id



Bali Office

Benoa Square Lt. 2
Jl. Bypass Ngurah Rai No. 21 A Kedonganan,
Kuta Badung - Bali Indonesia 80361
021 - 5011 2227
bali.dee@indotara.id



Yogyakarta Office

Hartono Mall Yogyakarta Lt. 3
Kaliwaru, Condongcatur,
Sleman, Yogyakarta 55281
021 - 5011 2227
yog.dee@indotara.id



Singapore Office

Marina Bay Financial Centre Tower 3
17F, 12 Marina Boulevard
Singapore - 018982
021 - 5011 2227
sing.dee@indotara.id

